

CIE FINANCIÈRE RICHEMONT AG FUTURE (CFRL) - EUX/202502

2024/09/13 18:35:01

Price
119.0647 CHF

Difference  0.97% (1.15)

General attributes

| | |
|---------------|-----------------------------------|
| Symbol | CFRLG25 |
| Exchange | Eurex |
| Currency | CHF |
| Security type | Future |
| Underlying | COMPAGNIE FINANCIERE RICHEMONT SA |
| Maturity | 02-2025 |
| Contract size | 100 |

Market data

| | |
|-------------------------|-----------------------------------|
| Bid (Bid size) | - CHF (-) |
| Ask (Ask size) | - CHF (-) |
| Open | 119.0647 CHF |
| High | 119.0647 CHF |
| Low | 119.0647 CHF |
| Close (prev. day) | 117.9181 CHF |
| Underlying | COMPAGNIE FINANCIERE RICHEMONT SA |
| Underlying price (date) | 120.50 (24/09/13) |
| Settlement price (date) | 119.06 (24/09/13) |
| Open Interest | 0 |

Performance and Risk

| | 6m | 1Y | 3Y |
|-------------|---------|----|----|
| Perf (%) | -19.17% | - | - |
| Perf (abs.) | -28.24 | - | - |
| Beta | - | - | - |
| Volatility | 25.47 | - | - |

Futures and Options

| | |
|-----------------|---|
| Related Futures | - |
| Related Options | - |

5Y











Information about previous performance does not guarantee future performance.
Source: FactSet

Price data

| | |
|---|------------------|
| Ø price 5 days Ø volume 5 days (pcs.) | 117.9576 CHF (0) |
| Ø price 30 days Ø volume 30 days (pcs.) | 127.3961 CHF (0) |
| Ø price 100 days Ø volume 100 days (pcs.) | 134.9127 CHF (0) |
| Ø price 250 days Ø volume 250 days (pcs.) | - CHF (-) |
| YTD High date | - CHF (-) |
| YTD Low date | - CHF (-) |
| 52 Weeks High date | - CHF (-) |
| 52 Weeks Low date | - CHF (-) |

Recent Research

| on underlying | on sector | on market | |
|---------------|---|-----------------------|---|
| Date | | Headline | Download |
| 2024/09/11 |  | Global Equity Ratings |  |
| 2024/09/05 |  | Global Equity Ratings |  |
| 2024/08/12 |  | Global Equity Ratings |  |
| 2024/07/24 |  | Global Equity Ratings |  |
| 2024/07/12 |  | Global Equity Ratings |  |