

SGS S.A. FUTURE (SGSM) - EUX/202502

2024/05/10 18:29:53

Price
83.0935 CHF

Difference  **-0.16% (-0.14)**

General attributes

Symbol	SGSMG25
Exchange	Eurex
Currency	CHF
Security type	Future
Underlying	SGS SA
Maturity	02-2025
Contract size	100

Market data

Bid (Bid size)	- CHF (-)
Ask (Ask size)	- CHF (-)
Open	83.0935 CHF
High	83.0935 CHF
Low	83.0935 CHF
Close (prev. day)	83.2306 CHF
Underlying	SGS SA
Underlying price (date)	82.24 (24/05/10)
Settlement price (date)	83.09 (24/05/10)
Open Interest	0

Performance and Risk

	6m	1Y	3Y
Perf (%)	-	-	-
Perf (abs.)	-	-	-
Beta	-	-	-
Volatility	-	-	-

Futures and Options

Related Futures	-
Related Options	-

5Y






Information about previous performance does not guarantee future performance.
Source: FactSet

Price data

Ø price 5 days Ø volume 5 days (pcs.)	83.2377 CHF (0)
Ø price 30 days Ø volume 30 days (pcs.)	83.4398 CHF (0)
Ø price 100 days Ø volume 100 days (pcs.)	- CHF (-)
Ø price 250 days Ø volume 250 days (pcs.)	- CHF (-)
YTD High date	- CHF (-)
YTD Low date	- CHF (-)
52 Weeks High date	- CHF (-)
52 Weeks Low date	- CHF (-)

Recent Research

on sector		on market	
Date		Headline	Download
2024/04/26		Global Equity Ratings	
2024/04/03		Global Equity Ratings	
2024/03/13		Global Equity Ratings	
2024/02/22		Global Equity Ratings	
2024/02/14		Global Equity Ratings	