

IPSEN S.A. FUTURE (IPNF) - EUX/202502

2024/09/03 18:38:26

Price
110.9027 EUR

Difference  -0.65% (-0.72)

General attributes

Symbol	IPNFG25
Exchange	Eurex
Currency	EUR
Security type	Future
Underlying	IPSEN S.A.
Maturity	02-2025
Contract size	100

Market data

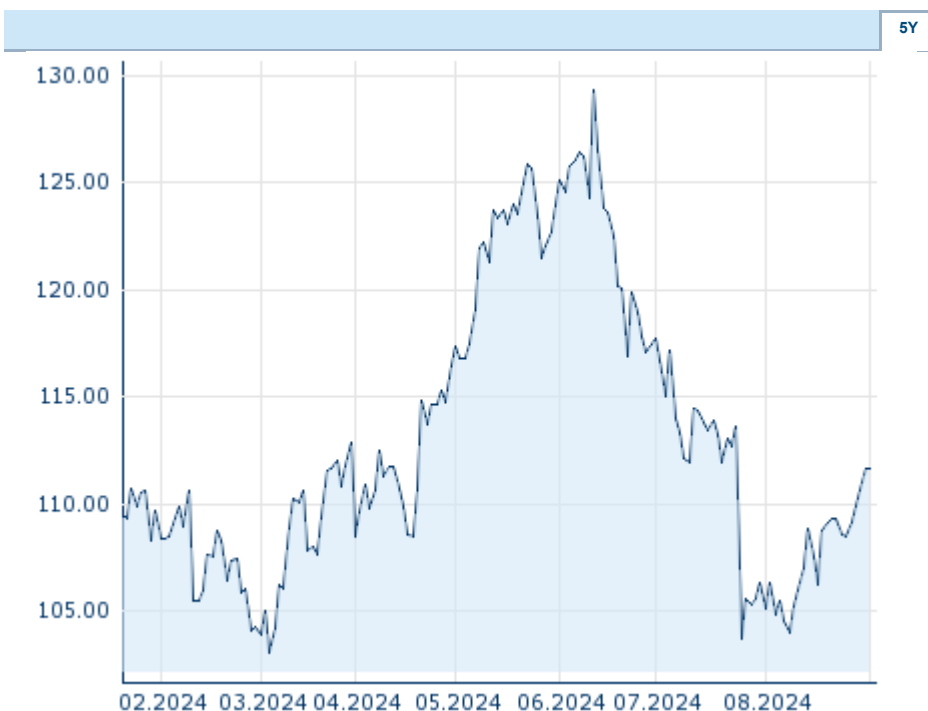
Bid (Bid size)	- EUR (-)
Ask (Ask size)	- EUR (-)
Open	110.9027 EUR
High	110.9027 EUR
Low	110.9027 EUR
Close (prev. day)	111.6255 EUR
Underlying	IPSEN S.A.
Underlying price (date)	109.00 (24/09/03)
Settlement price (date)	110.90 (24/09/03)
Open Interest	0

Performance and Risk

	6m	1Y	3Y
Perf (%)	+7.40%	-	-
Perf (abs.)	+7.69	-	-
Beta	-	-	-
Volatility	24.25	-	-

Futures and Options

Related Futures	-
Related Options	-











Information about previous performance does not guarantee future performance.
Source: FactSet

Price data

Ø price 5 days Ø volume 5 days (pcs.)	110.5933 EUR (0)
Ø price 30 days Ø volume 30 days (pcs.)	107.6745 EUR (0)
Ø price 100 days Ø volume 100 days (pcs.)	115.4526 EUR (0)
Ø price 250 days Ø volume 250 days (pcs.)	- EUR (-)
YTD High date	- EUR (-)
YTD Low date	- EUR (-)
52 Weeks High date	- EUR (-)
52 Weeks Low date	- EUR (-)

Recent Research

on sector		on market	
Date		Headline	Download
2024/08/12		Global Equity Ratings	
2024/07/24		Global Equity Ratings	
2024/07/12		Global Equity Ratings	
2024/06/21		Global Equity Ratings	
2024/06/14		Global Equity Ratings	