


# IPSEN S.A. FUTURE (IPNF) - EUX/202502

2024/09/02 18:40:08

**Price**  
**111.6255** EUR

**Difference**  **-0.03% (-0.03)**

**General attributes**

Symbol	IPNFG25
Exchange	Eurex
Currency	EUR
Security type	Future
Underlying	IPSEN S.A.
Maturity	02-2025
Contract size	100

**Market data**

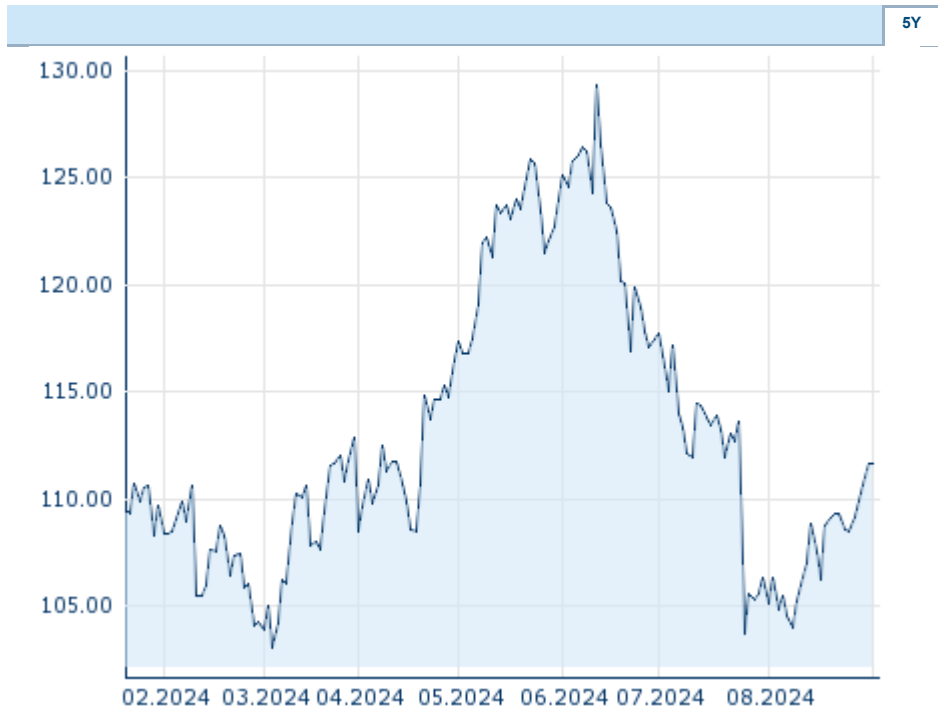
Bid (Bid size)	- EUR (-)
Ask (Ask size)	- EUR (-)
Open	111.6255 EUR
High	111.6255 EUR
Low	111.6255 EUR
Close (prev. day)	111.6572 EUR
Underlying	IPSEN S.A.
Underlying price (date)	109.00 (24/09/03)
Settlement price (date)	111.63 (24/09/02)
Open Interest	0

**Performance and Risk**

	6m	1Y	3Y
Perf (%)	+7.40%	-	-
Perf (abs.)	+7.69	-	-
Beta	-	-	-
Volatility	24.25	-	-

**Futures and Options**

Related Futures	-
Related Options	-










Information about previous performance does not guarantee future performance.  
 Source: FactSet

**Price data**

Ø price 5 days   Ø volume 5 days (pcs.)	110.5933 EUR (0)
Ø price 30 days   Ø volume 30 days (pcs.)	107.6745 EUR (0)
Ø price 100 days   Ø volume 100 days (pcs.)	115.4526 EUR (0)
Ø price 250 days   Ø volume 250 days (pcs.)	- EUR (-)
YTD High   date	- EUR (-)
YTD Low   date	- EUR (-)
52 Weeks High   date	- EUR (-)
52 Weeks Low   date	- EUR (-)

**Recent Research**

on sector		on market	
Date		Headline	Download
2024/08/12		Global Equity Ratings	
2024/07/24		Global Equity Ratings	
2024/07/12		Global Equity Ratings	
2024/06/21		Global Equity Ratings	
2024/06/14		Global Equity Ratings	