

# ESSILORLUX. SA STOCK TRACKING FUTURE (1EFX) - EUX/202502

2024/07/16 19:13:05

Price  
**203.4846** EUR

Difference  -0.46% (-0.94)

### General attributes

Symbol	1EFXG25
Exchange	Eurex
Currency	EUR
Security type	Future
Underlying	ESSILORLUXOTTICA
Maturity	02-2025
Contract size	100

### Market data

Bid (Bid size)	- EUR (-)
Ask (Ask size)	- EUR (-)
Open	203.4846 EUR
High	203.4846 EUR
Low	203.4846 EUR
Close (prev. day)	204.4268 EUR
Underlying	ESSILORLUXOTTICA
Underlying price (date)	189.85 (24/07/17)
Settlement price (date)	203.48 (24/07/16)
Open Interest	0

### Performance and Risk

	6m	1Y	3Y
Perf (%)	-	-	-
Perf (abs.)	-	-	-
Beta	-	-	-
Volatility	-	-	-

### Futures and Options

Related Futures	-
Related Options	-






Information about previous performance does not guarantee future performance.  
Source: FactSet

### Price data

Ø price 5 days   Ø volume 5 days (pcs.)	204.5436 EUR (0)
Ø price 30 days   Ø volume 30 days (pcs.)	209.3980 EUR (0)
Ø price 100 days   Ø volume 100 days (pcs.)	210.9423 EUR (0)
Ø price 250 days   Ø volume 250 days (pcs.)	- EUR (-)
YTD High   date	- EUR (-)
YTD Low   date	- EUR (-)
52 Weeks High   date	- EUR (-)
52 Weeks Low   date	- EUR (-)

### Recent Research

on sector		on market	
Date		Headline	Download
2024/07/12		Global Equity Ratings	
2024/06/21		Global Equity Ratings	
2024/06/14		Global Equity Ratings	
2024/05/29		Global Equity Ratings	
2024/04/26		Global Equity Ratings	