

ESSILORLUX. SA STOCK TRACKING FUTURE (1EFX) - EUX/202502

2024/06/03 18:43:21

Price
210.7248 EUR

Difference  -0.09% (-0.19)

General attributes

| | |
|---------------|------------------|
| Symbol | 1EFXG25 |
| Exchange | Eurex |
| Currency | EUR |
| Security type | Future |
| Underlying | ESSILORLUXOTTICA |
| Maturity | 02-2025 |
| Contract size | 100 |

Market data

| | |
|-------------------------|-------------------|
| Bid (Bid size) | - EUR (-) |
| Ask (Ask size) | - EUR (-) |
| Open | 210.7248 EUR |
| High | 210.7248 EUR |
| Low | 210.7248 EUR |
| Close (prev. day) | 210.9138 EUR |
| Underlying | ESSILORLUXOTTICA |
| Underlying price (date) | 206.30 (24/06/04) |
| Settlement price (date) | 210.72 (24/06/03) |
| Open Interest | 0 |

Performance and Risk

| | 6m | 1Y | 3Y |
|-------------|----|----|----|
| Perf (%) | - | - | - |
| Perf (abs.) | - | - | - |
| Beta | - | - | - |
| Volatility | - | - | - |

Futures and Options

| | |
|-----------------|---|
| Related Futures | - |
| Related Options | - |






Information about previous performance does not guarantee future performance.
Source: FactSet

Price data

| | |
|---|------------------|
| Ø price 5 days Ø volume 5 days (pcs.) | 210.5708 EUR (0) |
| Ø price 30 days Ø volume 30 days (pcs.) | 211.3611 EUR (0) |
| Ø price 100 days Ø volume 100 days (pcs.) | - EUR (-) |
| Ø price 250 days Ø volume 250 days (pcs.) | - EUR (-) |
| YTD High date | - EUR (-) |
| YTD Low date | - EUR (-) |
| 52 Weeks High date | - EUR (-) |
| 52 Weeks Low date | - EUR (-) |

Recent Research

| on sector | | on market | |
|------------|---|-----------------------|---|
| Date | | Headline | Download |
| 2024/05/29 |  | Global Equity Ratings |  |
| 2024/04/26 |  | Global Equity Ratings |  |
| 2024/04/03 |  | Global Equity Ratings |  |
| 2024/03/13 |  | Global Equity Ratings |  |
| 2024/02/22 |  | Global Equity Ratings |  |