

SIEMENS ENERGY AG FUTURE (ENRF) - EUX/202502

2024/10/18 19:07:09

Price
36.8293 EURDifference  0.10% (0.04)

General attributes

Symbol	ENRFG25
Exchange	Eurex
Currency	EUR
Security type	Future
Underlying	SIEMENS ENERGY AG
Maturity	02-2025
Contract size	100

Market data

Bid (Bid size)	- EUR (-)
Ask (Ask size)	- EUR (-)
Open	36.8293 EUR
High	36.8293 EUR
Low	36.8293 EUR
Close (prev. day)	36.7925 EUR
Underlying	SIEMENS ENERGY AG
Underlying price (date)	36.52 (24/10/18)
Settlement price (date)	36.83 (24/10/18)
Open Interest	0

Performance and Risk

	6m	1Y	3Y
Perf (%)	+100.04%	-	-
Perf (abs.)	+18.42	-	-
Beta	-	-	-
Volatility	45.02	-	-

Futures and Options

Related Futures	-
Related Options	-











Information about previous performance does not guarantee future performance.
Source: FactSet

Price data

Ø price 5 days Ø volume 5 days (pcs.)	36.0680 EUR (0)
Ø price 30 days Ø volume 30 days (pcs.)	32.9826 EUR (0)
Ø price 100 days Ø volume 100 days (pcs.)	27.8265 EUR (0)
Ø price 250 days Ø volume 250 days (pcs.)	- EUR (-)
YTD High date	- EUR (-)
YTD Low date	- EUR (-)
52 Weeks High date	- EUR (-)
52 Weeks Low date	- EUR (-)

Recent Research

on sector		on market	
Date		Headline	Download
2024/09/27		Global Equity Ratings	
2024/09/11		Global Equity Ratings	
2024/09/05		Global Equity Ratings	
2024/08/12		Global Equity Ratings	
2024/07/24		Global Equity Ratings	