

KERING S.A. FUTURE (PPXH) - EUX/202502

2024/07/26 18:35:43

Price
288.341 EURDifference  2.07% (5.84)

General attributes

Symbol	PPXHG25
Exchange	Eurex
Currency	EUR
Security type	Future
Underlying	KERING S.A.
Maturity	02-2025
Contract size	100

Market data

Bid (Bid size)	- EUR (-)
Ask (Ask size)	- EUR (-)
Open	288.341 EUR
High	288.341 EUR
Low	288.341 EUR
Close (prev. day)	282.5059 EUR
Underlying	KERING S.A.
Underlying price (date)	284.20 (24/07/26)
Settlement price (date)	288.34 (24/07/26)
Open Interest	0

Performance and Risk

	6m	1Y	3Y
Perf (%)	-25.17%	-	-
Perf (abs.)	-96.97	-	-
Beta	-	-	-
Volatility	35.27	-	-

Futures and Options

Related Futures	-
Related Options	-

5Y











Information about previous performance does not guarantee future performance.
Source: FactSet

Price data

Ø price 5 days Ø volume 5 days (pcs.)	303.974 EUR (0)
Ø price 30 days Ø volume 30 days (pcs.)	325.601 EUR (0)
Ø price 100 days Ø volume 100 days (pcs.)	345.241 EUR (0)
Ø price 250 days Ø volume 250 days (pcs.)	- EUR (-)
YTD High date	- EUR (-)
YTD Low date	- EUR (-)
52 Weeks High date	- EUR (-)
52 Weeks Low date	- EUR (-)

Recent Research

on underlying	on sector	on market		
Date			Headline	Download
2024/02/14			Global Equity Ratings	
2024/01/23			Global Equity Ratings	
2023/12/21			Global Equity Ratings	
2023/12/07			Global Equity Ratings	
2023/11/24			Global Equity Ratings	