

# NORFOLK SOUTHERN CORP. FUTURE (NSCF) - EUX/202502

2024/08/16 19:01:45

Price  
**244.0615** USD

Difference  -0.72% (-1.78)

### General attributes

Symbol	NSCFG25
Exchange	Eurex
Currency	USD
Security type	Future
Underlying	NORFOLK SOUTHERN CORP
Maturity	02-2025
Contract size	100

### Market data

Bid (Bid size)	- USD (-)
Ask (Ask size)	- USD (-)
Open	244.0615 USD
High	244.0615 USD
Low	244.0615 USD
Close (prev. day)	245.8436 USD
Underlying	NORFOLK SOUTHERN CORP
Underlying price (date)	240.44 (24/08/16)
Settlement price (date)	244.06 (24/08/16)
Open Interest	0

### Performance and Risk

	6m	1Y	3Y
Perf (%)	-7.02%	-	-
Perf (abs.)	-18.43	-	-
Beta	-	-	-
Volatility	27.68	-	-

### Futures and Options

Related Futures	-
Related Options	-

5Y












Information about previous performance does not guarantee future performance.  
Source: FactSet

### Price data

Ø price 5 days   Ø volume 5 days (pcs.)	243.1414 USD (0)
Ø price 30 days   Ø volume 30 days (pcs.)	237.6380 USD (0)
Ø price 100 days   Ø volume 100 days (pcs.)	236.6614 USD (0)
Ø price 250 days   Ø volume 250 days (pcs.)	- USD (-)
YTD High   date	- USD (-)
YTD Low   date	- USD (-)
52 Weeks High   date	- USD (-)
52 Weeks Low   date	- USD (-)

### Recent Research

on sector		on market	
Date		Headline	Download
2024/08/12		Global Equity Ratings	
2024/07/24		Global Equity Ratings	
2024/07/12		Global Equity Ratings	
2024/06/21		Global Equity Ratings	
2024/06/14		Global Equity Ratings	