

# UBS AG FUTURE (UBSJ) - EUX/202502

2024/06/25 19:05:48

**Price**  
**26.716** CHF

**Difference**  **-3.18% (-0.88)**

### General attributes

Symbol	UBSJG25
Exchange	Eurex
Currency	CHF
Security type	Future
Underlying	UBS GROUP
Maturity	02-2025
Contract size	100

### Market data

Bid (Bid size)	- CHF (-)
Ask (Ask size)	- CHF (-)
Open	26.716 CHF
High	26.716 CHF
Low	26.716 CHF
Close (prev. day)	27.5947 CHF
Underlying	UBS GROUP
Underlying price (date)	26.26 (24/06/26)
Settlement price (date)	26.72 (24/06/25)
Open Interest	0

### Performance and Risk

	6m	1Y	3Y
Perf (%)	-	-	-
Perf (abs.)	-	-	-
Beta	-	-	-
Volatility	-	-	-

### Futures and Options

Related Futures	-
Related Options	-

5Y











Information about previous performance does not guarantee future performance.  
Source: FactSet

### Price data

Ø price 5 days   Ø volume 5 days (pcs.)	27.512 CHF (0)
Ø price 30 days   Ø volume 30 days (pcs.)	28.040 CHF (0)
Ø price 100 days   Ø volume 100 days (pcs.)	26.618 CHF (0)
Ø price 250 days   Ø volume 250 days (pcs.)	- CHF (-)
YTD High   date	- CHF (-)
YTD Low   date	- CHF (-)
52 Weeks High   date	- CHF (-)
52 Weeks Low   date	- CHF (-)

### Recent Research

on underlying	on sector	on market	
Date		Headline	Download
2024/06/21		Global Equity Ratings	
2024/06/14		Global Equity Ratings	
2024/05/29		Global Equity Ratings	
2024/04/26		Global Equity Ratings	
2024/04/03		Global Equity Ratings	