

ORION CORP. FUTURE (ORNG) - EUX/202502

2024/10/18 19:07:22

Price
48.1987 EUR

Difference  -1.85% (-0.91)

General attributes

Symbol	ORNGG25
Exchange	Eurex
Currency	EUR
Security type	Future
Underlying	ORION CORPORATION B
Maturity	02-2025
Contract size	100

Market data

Bid (Bid size)	- EUR (-)
Ask (Ask size)	- EUR (-)
Open	48.1987 EUR
High	48.1987 EUR
Low	48.1987 EUR
Close (prev. day)	49.1053 EUR
Underlying	ORION CORPORATION B
Underlying price (date)	47.63 (24/10/18)
Settlement price (date)	48.20 (24/10/18)
Open Interest	0

Performance and Risk

	6m	1Y	3Y
Perf (%)	+48.10%	-	-
Perf (abs.)	+15.66	-	-
Beta	-	-	-
Volatility	23.41	-	-

Futures and Options

Related Futures	-
Related Options	-

5Y












Information about previous performance does not guarantee future performance.
Source: FactSet

Price data

Ø price 5 days Ø volume 5 days (pcs.)	48.2732 EUR (0)
Ø price 30 days Ø volume 30 days (pcs.)	47.9192 EUR (0)
Ø price 100 days Ø volume 100 days (pcs.)	44.0734 EUR (0)
Ø price 250 days Ø volume 250 days (pcs.)	- EUR (-)
YTD High date	- EUR (-)
YTD Low date	- EUR (-)
52 Weeks High date	- EUR (-)
52 Weeks Low date	- EUR (-)

Recent Research

on sector		on market	
Date		Headline	Download
2024/09/27		Global Equity Ratings	
2024/09/11		Global Equity Ratings	
2024/09/05		Global Equity Ratings	
2024/08/12		Global Equity Ratings	
2024/07/24		Global Equity Ratings	