

AMERICAN AIRLINES GROUP INC. FUTURE (ALFF) - EUX/202502

2024/07/17 18:45:13

Price
11.1568 USD

Difference  **-0.19% (-0.02)**

General attributes

Symbol	ALFFG25
Exchange	Eurex
Currency	USD
Security type	Future
Underlying	AMERICAN AIRLINES GROUP INC.
Maturity	02-2025
Contract size	100

Market data

Bid (Bid size)	- USD (-)
Ask (Ask size)	- USD (-)
Open	11.1568 USD
High	11.1568 USD
Low	11.1568 USD
Close (prev. day)	11.1778 USD
Underlying	AMERICAN AIRLINES GROUP INC.
Underlying price (date)	11.01 (24/07/17)
Settlement price (date)	11.16 (24/07/17)
Open Interest	0

Performance and Risk

	6m	1Y	3Y
Perf (%)	-	-	-
Perf (abs.)	-	-	-
Beta	-	-	-
Volatility	-	-	-

Futures and Options

Related Futures	-
Related Options	-










Information about previous performance does not guarantee future performance.
Source: FactSet

Price data

Ø price 5 days Ø volume 5 days (pcs.)	10.9277 USD (0)
Ø price 30 days Ø volume 30 days (pcs.)	11.3562 USD (0)
Ø price 100 days Ø volume 100 days (pcs.)	13.5908 USD (0)
Ø price 250 days Ø volume 250 days (pcs.)	- USD (-)
YTD High date	- USD (-)
YTD Low date	- USD (-)
52 Weeks High date	- USD (-)
52 Weeks Low date	- USD (-)

Recent Research

on sector		on market	
Date		Headline	Download
2024/07/12		Global Equity Ratings	
2024/06/21		Global Equity Ratings	
2024/06/14		Global Equity Ratings	
2024/05/29		Global Equity Ratings	
2024/04/26		Global Equity Ratings	