

EVONIK INDUSTRIES AG FUTURE (EVKF) - EUX/202502

2024/07/26 18:35:14

Price
19.3612 EUR

Difference  **-0.38% (-0.07)**

General attributes

Symbol	EVKFG25
Exchange	Eurex
Currency	EUR
Security type	Future
Underlying	EVONIK INDUSTRIES AG
Maturity	02-2025
Contract size	100

Market data

Bid (Bid size)	- EUR (-)
Ask (Ask size)	- EUR (-)
Open	19.3612 EUR
High	19.3612 EUR
Low	19.3612 EUR
Close (prev. day)	19.4348 EUR
Underlying	EVONIK INDUSTRIES AG
Underlying price (date)	18.925 (24/07/26)
Settlement price (date)	19.36 (24/07/26)
Open Interest	0

Performance and Risk

	6m	1Y	3Y
Perf (%)	+12.78%	-	-
Perf (abs.)	+2.19	-	-
Beta	-	-	-
Volatility	18.63	-	-

Futures and Options

Related Futures	-
Related Options	-

5Y











Information about previous performance does not guarantee future performance.
Source: FactSet

Price data

Ø price 5 days Ø volume 5 days (pcs.)	19.3733 EUR (0)
Ø price 30 days Ø volume 30 days (pcs.)	19.5142 EUR (0)
Ø price 100 days Ø volume 100 days (pcs.)	19.0199 EUR (0)
Ø price 250 days Ø volume 250 days (pcs.)	- EUR (-)
YTD High date	- EUR (-)
YTD Low date	- EUR (-)
52 Weeks High date	- EUR (-)
52 Weeks Low date	- EUR (-)

Recent Research

on sector		on market	
Date		Headline	Download
2024/07/24		Global Equity Ratings	
2024/07/12		Global Equity Ratings	
2024/06/21		Global Equity Ratings	
2024/06/14		Global Equity Ratings	
2024/05/29		Global Equity Ratings	