

SIEMENS AG FUTURE (SIEH) - EUX/202502

2024/09/17 18:46:14

Price
165.0573 EURDifference  2.21% (3.57)

General attributes

Symbol	SIEHG25
Exchange	Eurex
Currency	EUR
Security type	Future
Underlying	SIEMENS AG
Maturity	02-2025
Contract size	100

Market data

Bid (Bid size)	- EUR (-)
Ask (Ask size)	- EUR (-)
Open	165.0573 EUR
High	165.0573 EUR
Low	165.0573 EUR
Close (prev. day)	161.4836 EUR
Underlying	SIEMENS AG
Underlying price (date)	165.52 (24/09/18)
Settlement price (date)	165.06 (24/09/17)
Open Interest	0

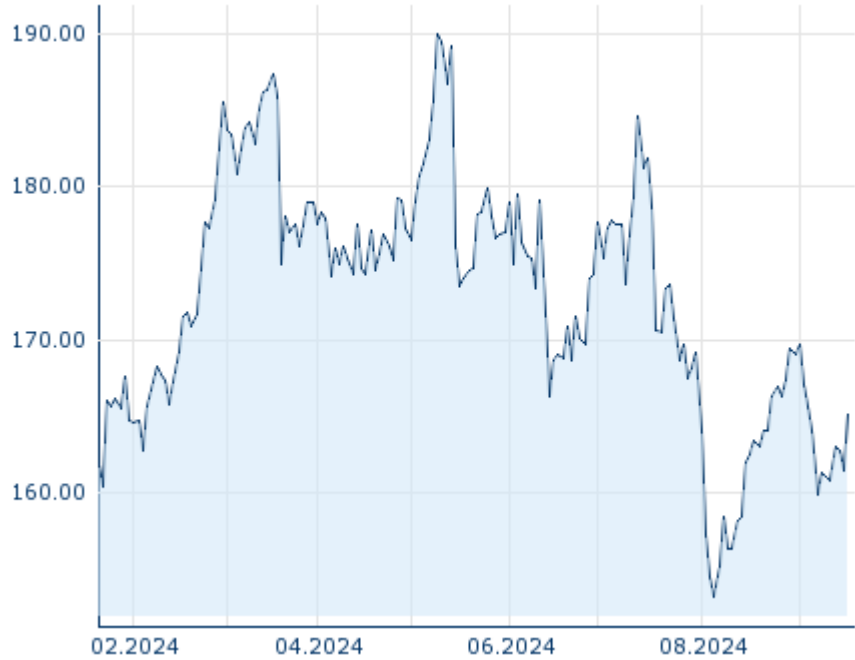
Performance and Risk

	6m	1Y	3Y
Perf (%)	-11.89%	-	-
Perf (abs.)	-22.28	-	-
Beta	-	-	-
Volatility	26.55	-	-

Futures and Options

Related Futures	-
Related Options	-

5Y












Information about previous performance does not guarantee future performance.
Source: FactSet

Price data

Ø price 5 days Ø volume 5 days (pcs.)	162.6022 EUR (0)
Ø price 30 days Ø volume 30 days (pcs.)	162.9473 EUR (0)
Ø price 100 days Ø volume 100 days (pcs.)	171.3217 EUR (0)
Ø price 250 days Ø volume 250 days (pcs.)	- EUR (-)
YTD High date	- EUR (-)
YTD Low date	- EUR (-)
52 Weeks High date	- EUR (-)
52 Weeks Low date	- EUR (-)

Recent Research

on underlying	on sector	on market	
Date		Headline	Download
2024/09/11		Global Equity Ratings	
2024/09/05		Global Equity Ratings	
2024/08/12		Global Equity Ratings	
2024/07/24		Global Equity Ratings	
2024/07/12		Global Equity Ratings	