

# ACS, ACT.DE CONSTR.Y SERV. SA FUTURE (OCIG) - EUX/202502

2024/07/16 18:50:44

Price  
**39.7025** EUR

Difference  -0.06% (-0.02)

### General attributes

Symbol	OCIGG25
Exchange	Eurex
Currency	EUR
Security type	Future
Underlying	ACS ACTIVIDADES DE CONSTRUCCIÓN Y SERVICIOS SA
Maturity	02-2025
Contract size	100

### Market data

Bid (Bid size)	- EUR (-)
Ask (Ask size)	- EUR (-)
Open	39.7025 EUR
High	39.7025 EUR
Low	39.7025 EUR
Close (prev. day)	39.7271 EUR
Underlying	ACS ACTIVIDADES DE CONSTRUCCIÓN Y SERVICIOS SA
Underlying price (date)	39.20 (24/07/16)
Settlement price (date)	39.70 (24/07/16)
Open Interest	0

### Performance and Risk

	6m	1Y	3Y
Perf (%)	-	-	-
Perf (abs.)	-	-	-
Beta	-	-	-
Volatility	-	-	-

### Futures and Options

Related Futures	-
Related Options	-







5Y

Information about previous performance does not guarantee future performance.  
Source: FactSet

### Price data

Ø price 5 days   Ø volume 5 days (pcs.)	39.5694 EUR (0)
Ø price 30 days   Ø volume 30 days (pcs.)	39.3500 EUR (0)
Ø price 100 days   Ø volume 100 days (pcs.)	38.4893 EUR (0)
Ø price 250 days   Ø volume 250 days (pcs.)	- EUR (-)
YTD High   date	- EUR (-)
YTD Low   date	- EUR (-)
52 Weeks High   date	- EUR (-)
52 Weeks Low   date	- EUR (-)

### Recent Research

on sector		on market	
Date		Headline	Download
2024/07/12		Global Equity Ratings	
2024/06/21		Global Equity Ratings	
2024/06/14		Global Equity Ratings	
2024/05/29		Global Equity Ratings	
2024/04/26		Global Equity Ratings	