

# GEBERIT AG FUTURE (GBRI) - EUX/202502

2024/07/16 18:50:27

Price  
**562.565** CHF

Difference  1.45% (8.04)

### General attributes

Symbol	GBRIG25
Exchange	Eurex
Currency	CHF
Security type	Future
Underlying	GEBERIT AG
Maturity	02-2025
Contract size	100

### Market data

Bid (Bid size)	- CHF (-)
Ask (Ask size)	- CHF (-)
Open	562.565 CHF
High	562.565 CHF
Low	562.565 CHF
Close (prev. day)	554.5291 CHF
Underlying	GEBERIT AG
Underlying price (date)	552.80 (24/07/17)
Settlement price (date)	562.57 (24/07/16)
Open Interest	0

### Performance and Risk

	6m	1Y	3Y
Perf (%)	-	-	-
Perf (abs.)	-	-	-
Beta	-	-	-
Volatility	-	-	-

### Futures and Options

Related Futures	-
Related Options	-

5Y












Information about previous performance does not guarantee future performance.  
Source: FactSet

### Price data

Ø price 5 days   Ø volume 5 days (pcs.)	555.624 CHF (0)
Ø price 30 days   Ø volume 30 days (pcs.)	548.529 CHF (0)
Ø price 100 days   Ø volume 100 days (pcs.)	534.134 CHF (0)
Ø price 250 days   Ø volume 250 days (pcs.)	- CHF (-)
YTD High   date	- CHF (-)
YTD Low   date	- CHF (-)
52 Weeks High   date	- CHF (-)
52 Weeks Low   date	- CHF (-)

### Recent Research

on underlying	on sector	on market	
Date		Headline	Download
2022/12/19		Global Equity Ratings	
2022/11/28		Global Equity Ratings	
2022/11/18		Global Equity Ratings	
2022/10/31		Global Equity Ratings	
2022/10/05		Global Equity Ratings	