

HOLCIM LTD. FUTURE (HOLI) - EUX/202502

2024/08/02 18:37:13

Price
77.0202 CHF

Difference  -6.91% (-5.72)

General attributes

Symbol	HOLIG25
Exchange	Eurex
Currency	CHF
Security type	Future
Underlying	HOLCIM LTD.
Maturity	02-2025
Contract size	100

Market data

Bid (Bid size)	- CHF (-)
Ask (Ask size)	- CHF (-)
Open	77.0202 CHF
High	77.0202 CHF
Low	77.0202 CHF
Close (prev. day)	82.7374 CHF
Underlying	HOLCIM LTD.
Underlying price (date)	76.60 (24/08/02)
Settlement price (date)	77.02 (24/08/02)
Open Interest	0

Performance and Risk

	6m	1Y	3Y
Perf (%)	+20.22%	-	-
Perf (abs.)	+12.96	-	-
Beta	-	-	-
Volatility	20.23	-	-

Futures and Options

Related Futures	-
Related Options	-

5Y












Information about previous performance does not guarantee future performance.
Source: FactSet

Price data

Ø price 5 days Ø volume 5 days (pcs.)	81.3746 CHF (0)
Ø price 30 days Ø volume 30 days (pcs.)	82.0908 CHF (0)
Ø price 100 days Ø volume 100 days (pcs.)	79.6309 CHF (0)
Ø price 250 days Ø volume 250 days (pcs.)	- CHF (-)
YTD High date	- CHF (-)
YTD Low date	- CHF (-)
52 Weeks High date	- CHF (-)
52 Weeks Low date	- CHF (-)

Recent Research

on sector	on market		
Date		Headline	Download
2024/07/24		Global Equity Ratings	
2024/07/12		Global Equity Ratings	
2024/06/21		Global Equity Ratings	
2024/06/14		Global Equity Ratings	
2024/05/29		Global Equity Ratings	