

CTS EVENTIM AG & CO. KGAA FUTURE (EVDF) - EUX/202502

2024/07/18 18:33:54

Price
80.886 EUR

Difference  1.60% (1.27)

General attributes

Symbol	EVDFG25
Exchange	Eurex
Currency	EUR
Security type	Future
Underlying	CTS EVENTIM AG & CO. KGAA
Maturity	02-2025
Contract size	100

Market data

Bid (Bid size)	- EUR (-)
Ask (Ask size)	- EUR (-)
Open	80.886 EUR
High	80.886 EUR
Low	80.886 EUR
Close (prev. day)	79.6142 EUR
Underlying	CTS EVENTIM AG & CO. KGAA
Underlying price (date)	79.00 (24/07/18)
Settlement price (date)	80.89 (24/07/18)
Open Interest	0

Performance and Risk

	6m	1Y	3Y
Perf (%)	-	-	-
Perf (abs.)	-	-	-
Beta	-	-	-
Volatility	-	-	-

Futures and Options

Related Futures	-
Related Options	-

5Y












Information about previous performance does not guarantee future performance.
Source: FactSet

Price data

Ø price 5 days Ø volume 5 days (pcs.)	81.418 EUR (0)
Ø price 30 days Ø volume 30 days (pcs.)	80.659 EUR (0)
Ø price 100 days Ø volume 100 days (pcs.)	81.494 EUR (0)
Ø price 250 days Ø volume 250 days (pcs.)	- EUR (-)
YTD High date	- EUR (-)
YTD Low date	- EUR (-)
52 Weeks High date	- EUR (-)
52 Weeks Low date	- EUR (-)

Recent Research

on sector		on market	
Date		Headline	Download
2024/07/12		Global Equity Ratings	
2024/06/21		Global Equity Ratings	
2024/06/14		Global Equity Ratings	
2024/05/29		Global Equity Ratings	
2024/04/26		Global Equity Ratings	