

HEIDELBERGCEMENT AG FUTURE (HEFG) - EUX/202502

2024/05/17 19:04:59

Price
100.8369 EURDifference  0.39% (0.39)

General attributes

| | |
|---------------|-------------------------|
| Symbol | HEFGG25 |
| Exchange | Eurex |
| Currency | EUR |
| Security type | Future |
| Underlying | HEIDELBERG MATERIALS AG |
| Maturity | 02-2025 |
| Contract size | 100 |

Market data

| | |
|-------------------------|-------------------------|
| Bid (Bid size) | - EUR (-) |
| Ask (Ask size) | - EUR (-) |
| Open | 100.8369 EUR |
| High | 100.8369 EUR |
| Low | 100.8369 EUR |
| Close (prev. day) | 100.4458 EUR |
| Underlying | HEIDELBERG MATERIALS AG |
| Underlying price (date) | 98.00 (24/05/17) |
| Settlement price (date) | 100.84 (24/05/17) |
| Open Interest | 0 |

Performance and Risk

| | 6m | 1Y | 3Y |
|-------------|----|----|----|
| Perf (%) | - | - | - |
| Perf (abs.) | - | - | - |
| Beta | - | - | - |
| Volatility | - | - | - |

Futures and Options

| | |
|-----------------|---|
| Related Futures | - |
| Related Options | - |













Information about previous performance does not guarantee future performance.
Source: FactSet

Price data

| | |
|---|------------------|
| Ø price 5 days Ø volume 5 days (pcs.) | 101.8098 EUR (0) |
| Ø price 30 days Ø volume 30 days (pcs.) | 97.6678 EUR (0) |
| Ø price 100 days Ø volume 100 days (pcs.) | - EUR (-) |
| Ø price 250 days Ø volume 250 days (pcs.) | - EUR (-) |
| YTD High date | - EUR (-) |
| YTD Low date | - EUR (-) |
| 52 Weeks High date | - EUR (-) |
| 52 Weeks Low date | - EUR (-) |

Recent Research

| on sector | | on market | |
|------------|---|-----------------------|---|
| Date | | Headline | Download |
| 2024/04/26 |  | Global Equity Ratings |  |
| 2024/04/03 |  | Global Equity Ratings |  |
| 2024/03/13 |  | Global Equity Ratings |  |
| 2024/02/22 |  | Global Equity Ratings |  |
| 2024/02/14 |  | Global Equity Ratings |  |