

ABBVIE INC. FUTURE (ABVF) - EUX/202502

2024/09/17 18:45:40

Price
194.2966 USD

Difference  **-0.79% (-1.54)**

General attributes

Symbol	ABVFG25
Exchange	Eurex
Currency	USD
Security type	Future
Underlying	ABBVIE INC.
Maturity	02-2025
Contract size	100

Market data

Bid (Bid size)	- USD (-)
Ask (Ask size)	- USD (-)
Open	194.2966 USD
High	194.2966 USD
Low	194.2966 USD
Close (prev. day)	195.8383 USD
Underlying	ABBVIE INC.
Underlying price (date)	194.545 (24/09/18)
Settlement price (date)	194.30 (24/09/17)
Open Interest	0

Performance and Risk

	6m	1Y	3Y
Perf (%)	+6.50%	-	-
Perf (abs.)	+11.85	-	-
Beta	-	-	-
Volatility	19.75	-	-

Futures and Options

Related Futures	-
Related Options	-












Information about previous performance does not guarantee future performance.
Source: FactSet

Price data

Ø price 5 days Ø volume 5 days (pcs.)	195.1432 USD (0)
Ø price 30 days Ø volume 30 days (pcs.)	195.8226 USD (0)
Ø price 100 days Ø volume 100 days (pcs.)	177.9904 USD (0)
Ø price 250 days Ø volume 250 days (pcs.)	- USD (-)
YTD High date	- USD (-)
YTD Low date	- USD (-)
52 Weeks High date	- USD (-)
52 Weeks Low date	- USD (-)

Recent Research

on underlying	on sector	on market	
Date		Headline	Download
2024/09/11		Global Equity Ratings	
2024/09/05		Global Equity Ratings	
2024/08/12		Global Equity Ratings	
2024/07/24		Global Equity Ratings	
2024/07/12		Global Equity Ratings	