

# ROYAL CARRIBEAN CRUISES GROUP FUTURE (RCLF) - EUX/202502

2024/07/17 18:46:10

**Price**  
**171.6432** USD  
**Difference**  **-2.37% (-4.17)**

**General attributes**

**Symbol** RCLFG25  
**Exchange** Eurex  
**Currency** USD  
**Security type** Future  
**Underlying** ROYAL CARIBBEAN CRUISES LTD  
**Maturity** 02-2025  
**Contract size** 100

**Market data**

**Bid (Bid size)** - USD (-)  
**Ask (Ask size)** - USD (-)  
**Open** 171.6432 USD  
**High** 171.6432 USD  
**Low** 171.6432 USD  
**Close (prev. day)** 175.812 USD  
**Underlying** ROYAL CARIBBEAN CRUISES LTD  
**Underlying price (date)** 164.46 (24/07/17)  
**Settlement price (date)** 171.64 (24/07/17)  
**Open Interest** 0

**Performance and Risk**

	6m	1Y	3Y
Perf (%)	-	-	-
Perf (abs.)	-	-	-
Beta	-	-	-
Volatility	-	-	-

**Futures and Options**

**Related Futures** -  
**Related Options** -









Information about previous performance does not guarantee future performance.  
 Source: FactSet

**Price data**

Ø price 5 days   Ø volume 5 days (pcs.)	171.1258 USD (0)
Ø price 30 days   Ø volume 30 days (pcs.)	161.8815 USD (0)
Ø price 100 days   Ø volume 100 days (pcs.)	147.8074 USD (0)
Ø price 250 days   Ø volume 250 days (pcs.)	- USD (-)
YTD High   date	- USD (-)
YTD Low   date	- USD (-)
52 Weeks High   date	- USD (-)
52 Weeks Low   date	- USD (-)

**Recent Research**

on sector		on market	
Date		Headline	Download
2024/07/12		Global Equity Ratings	
2024/06/21		Global Equity Ratings	
2024/06/14		Global Equity Ratings	
2024/05/29		Global Equity Ratings	
2024/04/26		Global Equity Ratings	