

## FRESENIUS SE &amp; CO. KGAA FUTURE (FREH) - EUX/202502

2024/08/15 18:48:02

Price  
**32.2433** EURDifference  -0.14% (-0.04)

## General attributes

Symbol	FREHG25
Exchange	Eurex
Currency	EUR
Security type	Future
Underlying	FRESENIUS SE & CO. KGAA
Maturity	02-2025
Contract size	100

## Market data

Bid (Bid size)	- EUR (-)
Ask (Ask size)	- EUR (-)
Open	32.2433 EUR
High	32.2433 EUR
Low	32.2433 EUR
Close (prev. day)	32.287 EUR
Underlying	FRESENIUS SE & CO. KGAA
Underlying price (date)	31.94 (24/08/16)
Settlement price (date)	32.24 (24/08/15)
Open Interest	0

## Performance and Risk

	6m	1Y	3Y
Perf (%)	+18.02%	-	-
Perf (abs.)	+4.92	-	-
Beta	-	-	-
Volatility	22.89	-	-

## Futures and Options

Related Futures	-
Related Options	-

5Y





















Information about previous performance does not guarantee future performance.  
Source: FactSet

## Price data

Ø price 5 days   Ø volume 5 days (pcs.)	31.8975 EUR (0)
Ø price 30 days   Ø volume 30 days (pcs.)	31.3426 EUR (0)
Ø price 100 days   Ø volume 100 days (pcs.)	29.4380 EUR (0)
Ø price 250 days   Ø volume 250 days (pcs.)	- EUR (-)
YTD High   date	- EUR (-)
YTD Low   date	- EUR (-)
52 Weeks High   date	- EUR (-)
52 Weeks Low   date	- EUR (-)

## Recent Research

on underlying		on sector		on market	
Date				Headline	Download
2022/05/04				Global Equity Ratings	
2022/04/27				Global Equity Ratings	
2022/04/14				Global Equity Ratings	
2022/03/29				Global Equity Ratings	
2022/03/10				Global Equity Ratings	