

## SOUTHERN CO., THE FUTURE (SOFF) - EUX/202502

2024/07/26 18:35:54

Price  
**82.7208** USDDifference  -0.24% (-0.20)

## General attributes

|               |              |
|---------------|--------------|
| Symbol        | SOFFG25      |
| Exchange      | Eurex        |
| Currency      | USD          |
| Security type | Future       |
| Underlying    | SOUTHERN CO. |
| Maturity      | 02-2025      |
| Contract size | 100          |

## Market data

|                         |                  |
|-------------------------|------------------|
| Bid (Bid size)          | - USD (-)        |
| Ask (Ask size)          | - USD (-)        |
| Open                    | 82.7208 USD      |
| High                    | 82.7208 USD      |
| Low                     | 82.7208 USD      |
| Close (prev. day)       | 82.9211 USD      |
| Underlying              | SOUTHERN CO.     |
| Underlying price (date) | 82.17 (24/07/26) |
| Settlement price (date) | 82.72 (24/07/26) |
| Open Interest           | 0                |

## Performance and Risk

|             | 6m      | 1Y | 3Y |
|-------------|---------|----|----|
| Perf (%)    | +19.16% | -  | -  |
| Perf (abs.) | +13.30  | -  | -  |
| Beta        | -       | -  | -  |
| Volatility  | 15.56   | -  | -  |

## Futures and Options

|                 |   |
|-----------------|---|
| Related Futures | - |
| Related Options | - |

5Y












Information about previous performance does not guarantee future performance.  
Source: FactSet

## Price data

|   |                 |
|---|-----------------|
| Ø price 5 days   Ø volume 5 days (pcs.)     | 82.5460 USD (0) |
| Ø price 30 days   Ø volume 30 days (pcs.)   | 79.9754 USD (0) |
| Ø price 100 days   Ø volume 100 days (pcs.) | 76.3145 USD (0) |
| Ø price 250 days   Ø volume 250 days (pcs.) | - USD (-)       |
| YTD High   date                             | - USD (-)       |
| YTD Low   date                              | - USD (-)       |
| 52 Weeks High   date                        | - USD (-)       |
| 52 Weeks Low   date                         | - USD (-)       |

## Recent Research

| on underlying | on sector   | on market |                       |   |
|---------------|---|-----------|-----------------------|---|
| Date          |   |           | Headline              | Download  |
| 2024/07/24    |  |           | Global Equity Ratings |  |
| 2024/07/12    |  |           | Global Equity Ratings |  |
| 2024/06/21    |  |           | Global Equity Ratings |  |
| 2024/06/14    |  |           | Global Equity Ratings |  |
| 2024/05/29    |  |           | Global Equity Ratings |  |