

NETFLIX INC. FUTURE (NTFF) - EUX/202502

2024/07/26 18:35:38

Price
655.5265 USD
 Difference  -0.63% (-4.16)

General attributes	
Symbol	NTFFG25
Exchange	Eurex
Currency	USD
Security type	Future
Underlying	NETFLIX INC
Maturity	02-2025
Contract size	100

Market data	
Bid (Bid size)	- USD (-)
Ask (Ask size)	- USD (-)
Open	655.5265 USD
High	655.5265 USD
Low	655.5265 USD
Close (prev. day)	659.6841 USD
Underlying	NETFLIX INC
Underlying price (date)	631.37 (24/07/26)
Settlement price (date)	655.53 (24/07/26)
Open Interest	0

Performance and Risk			
	6m	1Y	3Y
Perf (%)	+7.61%	-	-
Perf (abs.)	+46.35	-	-
Beta	-	-	-
Volatility	25.38	-	-




Futures and Options	
Related Futures	-
Related Options	-



Information about previous performance does not guarantee future performance.
 Source: FactSet

Price data	
Ø price 5 days Ø volume 5 days (pcs.)	662.2826 USD (0)
Ø price 30 days Ø volume 30 days (pcs.)	689.8347 USD (0)
Ø price 100 days Ø volume 100 days (pcs.)	658.1697 USD (0)
Ø price 250 days Ø volume 250 days (pcs.)	- USD (-)
YTD High date	- USD (-)
YTD Low date	- USD (-)
52 Weeks High date	- USD (-)
52 Weeks Low date	- USD (-)

Recent Research

on underlying on sector on market			
Date		Headline	Download
2024/07/24		Global Equity Ratings	
2024/07/12		Global Equity Ratings	
2024/06/21		Global Equity Ratings	
2024/06/14		Global Equity Ratings	
2024/05/29		Global Equity Ratings	