

PEPSICO INC. FUTURE (PEPF) - EUX/202502

2024/05/21 18:44:03

Price
184.1073 USDDifference  -0.21% (-0.38)

General attributes

Symbol	PEPFG25
Exchange	Eurex
Currency	USD
Security type	Future
Underlying	PEPSICO INC.
Maturity	02-2025
Contract size	100

Market data

Bid (Bid size)	- USD (-)
Ask (Ask size)	- USD (-)
Open	184.1073 USD
High	184.1073 USD
Low	184.1073 USD
Close (prev. day)	184.4898 USD
Underlying	PEPSICO INC.
Underlying price (date)	180.865 (24/05/21)
Settlement price (date)	184.11 (24/05/21)
Open Interest	0

Performance and Risk

	6m	1Y	3Y
Perf (%)	-	-	-
Perf (abs.)	-	-	-
Beta	-	-	-
Volatility	-	-	-

Futures and Options

Related Futures	-
Related Options	-






















5Y

Information about previous performance does not guarantee future performance.
Source: FactSet

Price data

Ø price 5 days Ø volume 5 days (pcs.)	184.2758 USD (0)
Ø price 30 days Ø volume 30 days (pcs.)	178.5230 USD (0)
Ø price 100 days Ø volume 100 days (pcs.)	- USD (-)
Ø price 250 days Ø volume 250 days (pcs.)	- USD (-)
YTD High date	- USD (-)
YTD Low date	- USD (-)
52 Weeks High date	- USD (-)
52 Weeks Low date	- USD (-)

Recent Research

on underlying		on sector		on market	
Date				Headline	Download
2024/04/26				Global Equity Ratings	
2024/04/03				Global Equity Ratings	
2024/03/13				Global Equity Ratings	
2024/02/22				Global Equity Ratings	
2024/02/14				Global Equity Ratings	