

# CHEVRON CORP. FUTURE (CVXF) - EUX/202502

2024/10/18 19:07:07

**Price**  
**148.8241** USD

**Difference**  **-0.31% (-0.47)**

### General attributes

Symbol	CVXFG25
Exchange	Eurex
Currency	USD
Security type	Future
Underlying	CHEVRON CORPORATION
Maturity	02-2025
Contract size	100

### Market data

Bid (Bid size)	- USD (-)
Ask (Ask size)	- USD (-)
Open	148.8241 USD
High	148.8241 USD
Low	148.8241 USD
Close (prev. day)	149.2932 USD
Underlying	CHEVRON CORPORATION
Underlying price (date)	150.75 (24/10/18)
Settlement price (date)	148.82 (24/10/18)
Open Interest	0

### Performance and Risk

	6m	1Y	3Y
Perf (%)	-6.13%	-	-
Perf (abs.)	-9.73	-	-
Beta	-	-	-
Volatility	21.30	-	-

### Futures and Options

Related Futures	-
Related Options	-

5Y










Information about previous performance does not guarantee future performance.  
Source: FactSet

### Price data

Ø price 5 days   Ø volume 5 days (pcs.)	149.1034 USD (0)
Ø price 30 days   Ø volume 30 days (pcs.)	146.0946 USD (0)
Ø price 100 days   Ø volume 100 days (pcs.)	150.6721 USD (0)
Ø price 250 days   Ø volume 250 days (pcs.)	- USD (-)
YTD High   date	- USD (-)
YTD Low   date	- USD (-)
52 Weeks High   date	- USD (-)
52 Weeks Low   date	- USD (-)

### Recent Research

on underlying	on sector	on market		
Date			Headline	Download
2024/09/27			Global Equity Ratings	
2024/09/11			Global Equity Ratings	
2024/09/05			Global Equity Ratings	
2024/08/12			Global Equity Ratings	
2024/07/24			Global Equity Ratings	