

CHEVRON CORP. FUTURE (CVXF) - EUX/202502

2024/09/18 18:40:30

Price
143.7889 USD

Difference  **-0.05% (-0.08)**

General attributes

Symbol	CVXFG25
Exchange	Eurex
Currency	USD
Security type	Future
Underlying	CHEVRON CORPORATION
Maturity	02-2025
Contract size	100

Market data

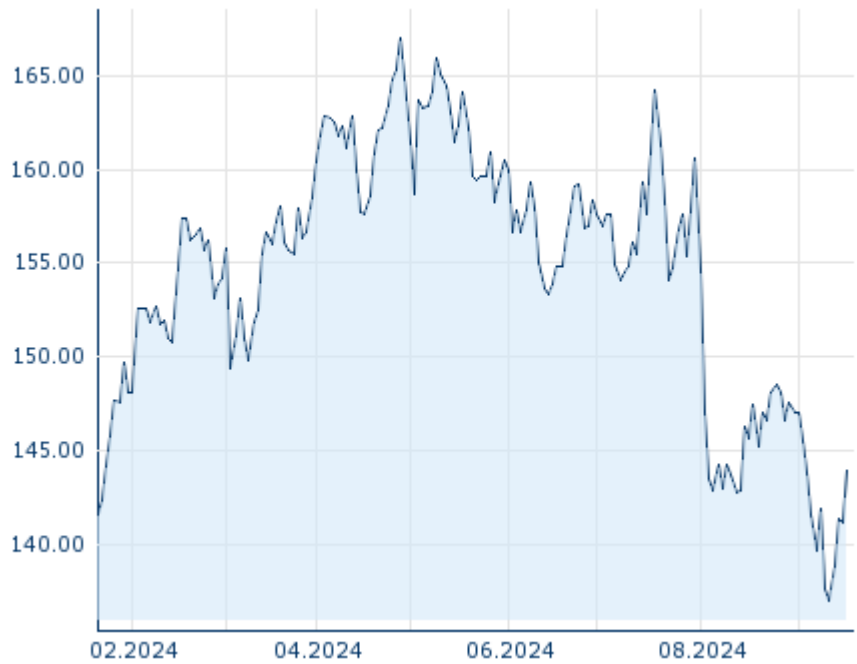
Bid (Bid size)	- USD (-)
Ask (Ask size)	- USD (-)
Open	143.7889 USD
High	143.7889 USD
Low	143.7889 USD
Close (prev. day)	143.8642 USD
Underlying	CHEVRON CORPORATION
Underlying price (date)	144.42 (24/09/18)
Settlement price (date)	143.79 (24/09/18)
Open Interest	0

Performance and Risk

	6m	1Y	3Y
Perf (%)	-7.80%	-	-
Perf (abs.)	-12.17	-	-
Beta	-	-	-
Volatility	20.46	-	-

Futures and Options

Related Futures	-
Related Options	-












5Y

Information about previous performance does not guarantee future performance.
Source: FactSet

Price data

Ø price 5 days Ø volume 5 days (pcs.)	140.4027 USD (0)
Ø price 30 days Ø volume 30 days (pcs.)	144.1140 USD (0)
Ø price 100 days Ø volume 100 days (pcs.)	153.9110 USD (0)
Ø price 250 days Ø volume 250 days (pcs.)	- USD (-)
YTD High date	- USD (-)
YTD Low date	- USD (-)
52 Weeks High date	- USD (-)
52 Weeks Low date	- USD (-)

Recent Research

on underlying	on sector	on market	
Date		Headline	Download
2024/09/11		Global Equity Ratings	
2024/09/05		Global Equity Ratings	
2024/08/12		Global Equity Ratings	
2024/07/24		Global Equity Ratings	
2024/07/12		Global Equity Ratings	