

# NEXTERA ENERGY INC. FUTURE (FPLF) - EUX/202502

2024/09/17 18:45:55

Price  
**85.6291** USD

Difference  -1.09% (-0.94)

### General attributes

Symbol	FPLFG25
Exchange	Eurex
Currency	USD
Security type	Future
Underlying	NEXTERA ENERGY INC.
Maturity	02-2025
Contract size	100

### Market data

Bid (Bid size)	- USD (-)
Ask (Ask size)	- USD (-)
Open	85.6291 USD
High	85.6291 USD
Low	85.6291 USD
Close (prev. day)	86.5719 USD
Underlying	NEXTERA ENERGY INC.
Underlying price (date)	84.77 (24/09/18)
Settlement price (date)	85.63 (24/09/17)
Open Interest	0

### Performance and Risk

	6m	1Y	3Y
Perf (%)	+41.73%	-	-
Perf (abs.)	+25.21	-	-
Beta	-	-	-
Volatility	24.95	-	-

### Futures and Options

Related Futures	-
Related Options	-

5Y












Information about previous performance does not guarantee future performance.  
Source: FactSet

### Price data

Ø price 5 days   Ø volume 5 days (pcs.)	85.2201 USD (0)
Ø price 30 days   Ø volume 30 days (pcs.)	81.2817 USD (0)
Ø price 100 days   Ø volume 100 days (pcs.)	77.2187 USD (0)
Ø price 250 days   Ø volume 250 days (pcs.)	- USD (-)
YTD High   date	- USD (-)
YTD Low   date	- USD (-)
52 Weeks High   date	- USD (-)
52 Weeks Low   date	- USD (-)

### Recent Research

on underlying	on sector	on market	
Date		Headline	Download
2024/09/11		Global Equity Ratings	
2024/09/05		Global Equity Ratings	
2024/08/12		Global Equity Ratings	
2024/07/24		Global Equity Ratings	
2024/07/12		Global Equity Ratings	