

# NEXTERA ENERGY INC. FUTURE (FPLF) - EUX/202502

2024/08/20 18:50:36

**Price**  
**80.2486** USD  
 Difference  -0.22% (-0.18)

**General attributes**

Symbol	FPLFG25
Exchange	Eurex
Currency	USD
Security type	Future
Underlying	NEXTERA ENERGY INC.
Maturity	02-2025
Contract size	100

**Market data**

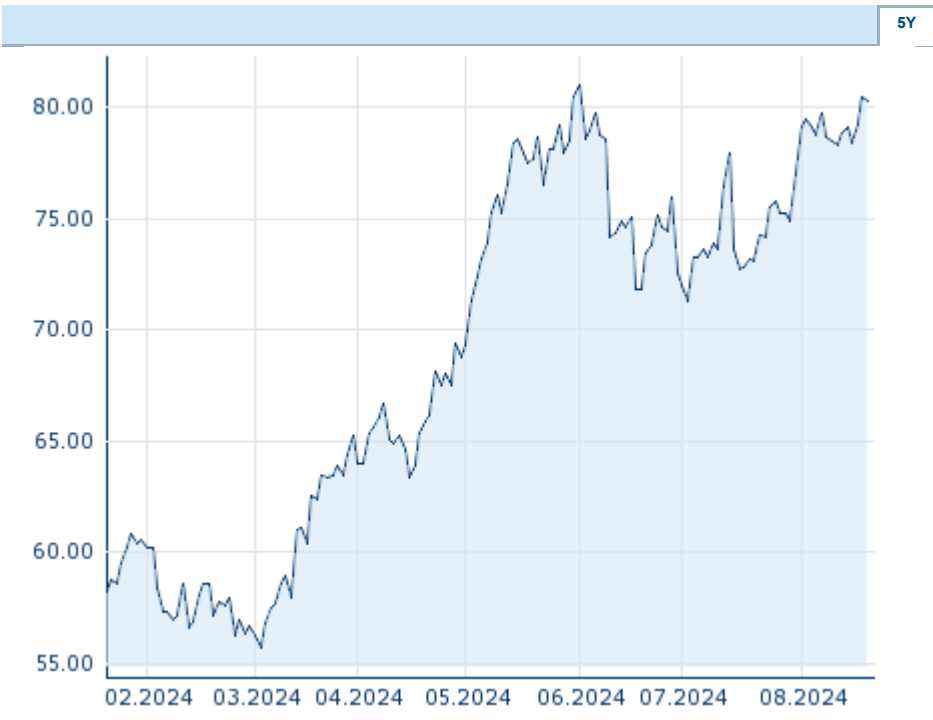
Bid (Bid size)	- USD (-)
Ask (Ask size)	- USD (-)
Open	80.2486 USD
High	80.2486 USD
Low	80.2486 USD
Close (prev. day)	80.4276 USD
Underlying	NEXTERA ENERGY INC.
Underlying price (date)	78.98 (24/08/20)
Settlement price (date)	80.25 (24/08/20)
Open Interest	0

**Performance and Risk**

	6m	1Y	3Y
Perf (%)	+40.51%	-	-
Perf (abs.)	+23.14	-	-
Beta	-	-	-
Volatility	27.03	-	-

**Futures and Options**

Related Futures	-
Related Options	-








Information about previous performance does not guarantee future performance.  
 Source: FactSet

**Price data**

Ø price 5 days   Ø volume 5 days (pcs.)	79.4736 USD (0)
Ø price 30 days   Ø volume 30 days (pcs.)	76.7638 USD (0)
Ø price 100 days   Ø volume 100 days (pcs.)	73.9108 USD (0)
Ø price 250 days   Ø volume 250 days (pcs.)	- USD (-)
YTD High   date	- USD (-)
YTD Low   date	- USD (-)
52 Weeks High   date	- USD (-)
52 Weeks Low   date	- USD (-)

**Recent Research**

on underlying	on sector	on market	
Date		Headline	Download
2024/08/12		Global Equity Ratings	
2024/07/24		Global Equity Ratings	
2024/07/12		Global Equity Ratings	
2024/06/21		Global Equity Ratings	
2024/06/14		Global Equity Ratings	