

INTEL CORP. FUTURE (INTF) - EUX/202502

2024/10/18 19:07:14

Price
22.9737 USDDifference  0.23% (0.05)

General attributes

Symbol	INTFG25
Exchange	Eurex
Currency	USD
Security type	Future
Underlying	INTEL CORP.
Maturity	02-2025
Contract size	100

Market data

Bid (Bid size)	- USD (-)
Ask (Ask size)	- USD (-)
Open	22.9737 USD
High	22.9737 USD
Low	22.9737 USD
Close (prev. day)	22.9214 USD
Underlying	INTEL CORP.
Underlying price (date)	22.77 (24/10/18)
Settlement price (date)	22.97 (24/10/18)
Open Interest	0

Performance and Risk

	6m	1Y	3Y
Perf (%)	-37.46%	-	-
Perf (abs.)	-13.76	-	-
Beta	-	-	-
Volatility	61.38	-	-

Futures and Options

Related Futures	-
Related Options	-












5Y

Information about previous performance does not guarantee future performance.
Source: FactSet

Price data

Ø price 5 days Ø volume 5 days (pcs.)	23.0702 USD (0)
Ø price 30 days Ø volume 30 days (pcs.)	22.3777 USD (0)
Ø price 100 days Ø volume 100 days (pcs.)	26.3992 USD (0)
Ø price 250 days Ø volume 250 days (pcs.)	- USD (-)
YTD High date	- USD (-)
YTD Low date	- USD (-)
52 Weeks High date	- USD (-)
52 Weeks Low date	- USD (-)

Recent Research

on underlying		on sector		on market	
Date				Headline	Download
2024/09/27				Global Equity Ratings	
2024/09/11				Global Equity Ratings	
2024/09/05				Global Equity Ratings	
2024/08/12				Global Equity Ratings	
2024/07/24				Global Equity Ratings	