

## INTEL CORP. FUTURE (INTF) - EUX/202502

2024/09/17 18:46:00

Price  
**22.4925** USDDifference  8.30% (1.72)

## General attributes

Symbol	INTFG25
Exchange	Eurex
Currency	USD
Security type	Future
Underlying	INTEL CORP.
Maturity	02-2025
Contract size	100

## Market data

Bid (Bid size)	- USD (-)
Ask (Ask size)	- USD (-)
Open	22.4925 USD
High	22.4925 USD
Low	22.4925 USD
Close (prev. day)	20.7679 USD
Underlying	INTEL CORP.
Underlying price (date)	21.065 (24/09/18)
Settlement price (date)	22.49 (24/09/17)
Open Interest	0

## Performance and Risk

	6m	1Y	3Y
Perf (%)	-49.52%	-	-
Perf (abs.)	-22.07	-	-
Beta	-	-	-
Volatility	60.48	-	-

## Futures and Options

Related Futures	-
Related Options	-












Information about previous performance does not guarantee future performance.  
Source: FactSet

## Price data

Ø price 5 days   Ø volume 5 days (pcs.)	20.4511 USD (0)
Ø price 30 days   Ø volume 30 days (pcs.)	20.6458 USD (0)
Ø price 100 days   Ø volume 100 days (pcs.)	28.4183 USD (0)
Ø price 250 days   Ø volume 250 days (pcs.)	- USD (-)
YTD High   date	- USD (-)
YTD Low   date	- USD (-)
52 Weeks High   date	- USD (-)
52 Weeks Low   date	- USD (-)

## Recent Research

on underlying	on sector	on market		
Date			Headline	Download
2024/09/11			Global Equity Ratings	
2024/09/05			Global Equity Ratings	
2024/08/12			Global Equity Ratings	
2024/07/24			Global Equity Ratings	
2024/07/12			Global Equity Ratings	