

BASF SE FUTURE (BASG) - EUX/202502

2024/09/10 18:39:05

Price
43.203 EUR

Difference  -2.51% (-1.11)

General attributes

Symbol	BASGG25
Exchange	Eurex
Currency	EUR
Security type	Future
Underlying	BASF SE
Maturity	02-2025
Contract size	100

Market data

Bid (Bid size)	- EUR (-)
Ask (Ask size)	- EUR (-)
Open	43.203 EUR
High	43.203 EUR
Low	43.203 EUR
Close (prev. day)	44.3155 EUR
Underlying	BASF SE
Underlying price (date)	42.49 (24/09/10)
Settlement price (date)	43.20 (24/09/10)
Open Interest	0

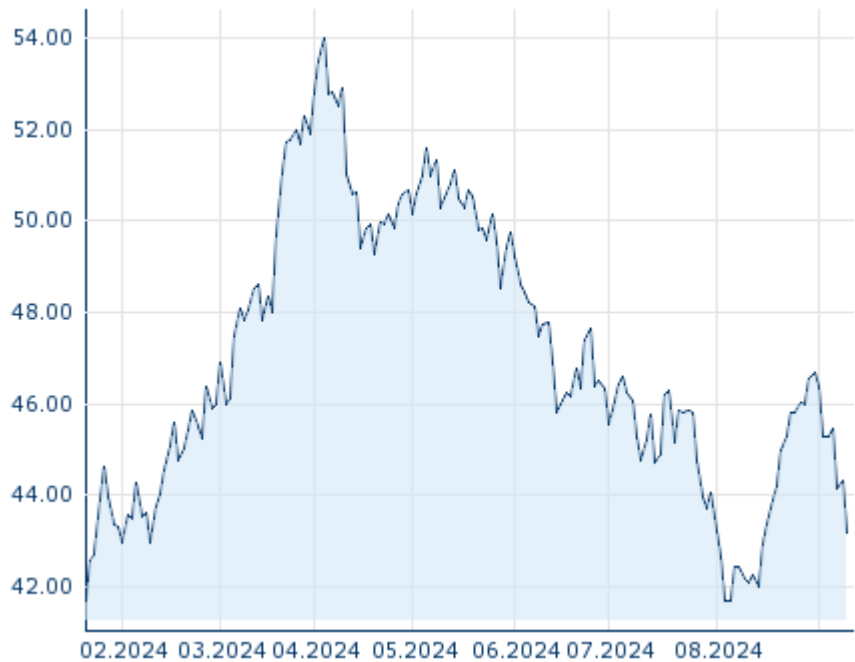
Performance and Risk

	6m	1Y	3Y
Perf (%)	-9.63%	-	-
Perf (abs.)	-4.61	-	-
Beta	-	-	-
Volatility	20.97	-	-

Futures and Options

Related Futures	-
Related Options	-

5Y










Information about previous performance does not guarantee future performance.
Source: FactSet

Price data

Ø price 5 days Ø volume 5 days (pcs.)	44.490 EUR (0)
Ø price 30 days Ø volume 30 days (pcs.)	44.079 EUR (0)
Ø price 100 days Ø volume 100 days (pcs.)	46.754 EUR (0)
Ø price 250 days Ø volume 250 days (pcs.)	- EUR (-)
YTD High date	- EUR (-)
YTD Low date	- EUR (-)
52 Weeks High date	- EUR (-)
52 Weeks Low date	- EUR (-)

Recent Research

on underlying	on sector	on market	
Date		Headline	Download
2024/09/05		Global Equity Ratings	
2024/08/12		Global Equity Ratings	
2024/07/24		Global Equity Ratings	
2024/07/12		Global Equity Ratings	
2024/06/21		Global Equity Ratings	