

UNILEVER PLC FUTURE (UNIH) - EUX/202502

2024/08/15 18:48:41

Price
56.5168 EURDifference  1.01% (0.57)

General attributes

Symbol	UNIHG25
Exchange	Eurex
Currency	EUR
Security type	Future
Underlying	UNILEVER PLC
Maturity	02-2025
Contract size	100

Market data

Bid (Bid size)	- EUR (-)
Ask (Ask size)	- EUR (-)
Open	56.5168 EUR
High	56.5168 EUR
Low	56.5168 EUR
Close (prev. day)	55.9511 EUR
Underlying	UNILEVER PLC
Underlying price (date)	4,731.00 (24/08/16)
Settlement price (date)	56.52 (24/08/15)
Open Interest	0

Performance and Risk

	6m	1Y	3Y
Perf (%)	+21.37%	-	-
Perf (abs.)	+9.95	-	-
Beta	-	-	-
Volatility	17.11	-	-

Futures and Options

Related Futures	-
Related Options	-

5Y












Information about previous performance does not guarantee future performance.
Source: FactSet

Price data

Ø price 5 days Ø volume 5 days (pcs.)	56.0438 EUR (0)
Ø price 30 days Ø volume 30 days (pcs.)	54.7761 EUR (0)
Ø price 100 days Ø volume 100 days (pcs.)	51.0184 EUR (0)
Ø price 250 days Ø volume 250 days (pcs.)	- EUR (-)
YTD High date	- EUR (-)
YTD Low date	- EUR (-)
52 Weeks High date	- EUR (-)
52 Weeks Low date	- EUR (-)

Recent Research

on underlying		on sector	
Date		Headline	Download
2024/08/12		Global Equity Ratings	
2024/07/24		Global Equity Ratings	
2024/07/12		Global Equity Ratings	
2024/06/21		Global Equity Ratings	
2024/06/14		Global Equity Ratings	