

JOHNSON & JOHNSON FUTURE (JNJF) - EUX/202502

2024/04/26 18:31:34

Price
148.4869 USD

Difference  -0.07% (-0.11)

General attributes

Symbol	JNJFG25
Exchange	Eurex
Currency	USD
Security type	Future
Underlying	JOHNSON & JOHNSON
Maturity	02-2025
Contract size	100

Market data

Bid (Bid size)	- USD (-)
Ask (Ask size)	- USD (-)
Open	148.4869 USD
High	148.4869 USD
Low	148.4869 USD
Close (prev. day)	148.5968 USD
Underlying	JOHNSON & JOHNSON
Underlying price (date)	146.14 (24/04/26)
Settlement price (date)	148.49 (24/04/26)
Open Interest	0

Performance and Risk

	6m	1Y	3Y
Perf (%)	-	-	-
Perf (abs.)	-	-	-
Beta	-	-	-
Volatility	-	-	-

Futures and Options

Related Futures	-
Related Options	-












Information about previous performance does not guarantee future performance.
 Source: FactSet

Price data

Ø price 5 days Ø volume 5 days (pcs.)	149.8984 USD (0)
Ø price 30 days Ø volume 30 days (pcs.)	154.7183 USD (0)
Ø price 100 days Ø volume 100 days (pcs.)	- USD (-)
Ø price 250 days Ø volume 250 days (pcs.)	- USD (-)
YTD High date	- USD (-)
YTD Low date	- USD (-)
52 Weeks High date	- USD (-)
52 Weeks Low date	- USD (-)

Recent Research

on underlying	on sector	on market	
Date		Headline	Download
2024/04/26		Global Equity Ratings	
2024/04/03		Global Equity Ratings	
2024/03/13		Global Equity Ratings	
2024/02/22		Global Equity Ratings	
2024/02/14		Global Equity Ratings	