

AMGEN INC. FUTURE (AMGF) - EUX/202502

2024/05/06 18:29:17

Price
302.4558 USD

Difference  -5.43% (-17.37)

General attributes

Symbol	AMGFG25
Exchange	Eurex
Currency	USD
Security type	Future
Underlying	AMGEN INC.
Maturity	02-2025
Contract size	100

Market data

Bid (Bid size)	- USD (-)
Ask (Ask size)	- USD (-)
Open	302.4558 USD
High	302.4558 USD
Low	302.4558 USD
Close (prev. day)	319.822 USD
Underlying	AMGEN INC.
Underlying price (date)	300.299 (24/05/06)
Settlement price (date)	302.46 (24/05/06)
Open Interest	0

Performance and Risk

	6m	1Y	3Y
Perf (%)	-	-	-
Perf (abs.)	-	-	-
Beta	-	-	-
Volatility	-	-	-

Futures and Options

Related Futures	-
Related Options	-











Information about previous performance does not guarantee future performance.
Source: FactSet

Price data

Ø price 5 days Ø volume 5 days (pcs.)	284.9978 USD (0)
Ø price 30 days Ø volume 30 days (pcs.)	277.5592 USD (0)
Ø price 100 days Ø volume 100 days (pcs.)	- USD (-)
Ø price 250 days Ø volume 250 days (pcs.)	- USD (-)
YTD High date	- USD (-)
YTD Low date	- USD (-)
52 Weeks High date	- USD (-)
52 Weeks Low date	- USD (-)

Recent Research

on underlying	on sector	on market	
Date		Headline	Download
2024/04/26		Global Equity Ratings	
2024/04/03		Global Equity Ratings	
2024/03/13		Global Equity Ratings	
2024/02/22		Global Equity Ratings	
2024/02/14		Global Equity Ratings	