

# MTU AERO ENGINES AG FUTURE (MTXF) - EUX/202502

2024/10/18 19:07:20

**Price**  
**314.7133** EUR

**Difference**  **-0.56% (-1.76)**

### General attributes

Symbol	MTXFG25
Exchange	Eurex
Currency	EUR
Security type	Future
Underlying	MTU AERO ENGINES AG
Maturity	02-2025
Contract size	100

### Market data

Bid (Bid size)	- EUR (-)
Ask (Ask size)	- EUR (-)
Open	314.7133 EUR
High	314.7133 EUR
Low	314.7133 EUR
Close (prev. day)	316.4724 EUR
Underlying	MTU AERO ENGINES AG
Underlying price (date)	311.00 (24/10/18)
Settlement price (date)	314.71 (24/10/18)
Open Interest	0

### Performance and Risk

	6m	1Y	3Y
Perf (%)	+43.96%	-	-
Perf (abs.)	+96.11	-	-
Beta	-	-	-
Volatility	23.11	-	-

### Futures and Options

Related Futures	-
Related Options	-













Information about previous performance does not guarantee future performance.  
 Source: FactSet

### Price data

Ø price 5 days   Ø volume 5 days (pcs.)	308.9042 EUR (0)
Ø price 30 days   Ø volume 30 days (pcs.)	288.0308 EUR (0)
Ø price 100 days   Ø volume 100 days (pcs.)	265.1343 EUR (0)
Ø price 250 days   Ø volume 250 days (pcs.)	- EUR (-)
YTD High   date	- EUR (-)
YTD Low   date	- EUR (-)
52 Weeks High   date	- EUR (-)
52 Weeks Low   date	- EUR (-)

### Recent Research

on sector		on market	
Date		Headline	Download
2024/09/27		Global Equity Ratings	
2024/09/11		Global Equity Ratings	
2024/09/05		Global Equity Ratings	
2024/08/12		Global Equity Ratings	
2024/07/24		Global Equity Ratings	

5Y