

# NESTLÉ S.A. FUTURE (NESG) - EUX/202502

2024/10/18 19:07:20

Price  
**86.2665** CHF

Difference  -0.04% (-0.03)

### General attributes

Symbol	NESGG25
Exchange	Eurex
Currency	CHF
Security type	Future
Underlying	NESTLÉ SA
Maturity	02-2025
Contract size	100

### Market data

Bid (Bid size)	- CHF (-)
Ask (Ask size)	- CHF (-)
Open	86.2665 CHF
High	86.2665 CHF
Low	86.2665 CHF
Close (prev. day)	86.2973 CHF
Underlying	NESTLÉ SA
Underlying price (date)	85.98 (24/10/18)
Settlement price (date)	86.27 (24/10/18)
Open Interest	0

### Performance and Risk

	6m	1Y	3Y
Perf (%)	-6.40%	-	-
Perf (abs.)	-5.90	-	-
Beta	-	-	-
Volatility	16.87	-	-

### Futures and Options

Related Futures	-
Related Options	-












5Y

Information about previous performance does not guarantee future performance.  
Source: FactSet

### Price data

Ø price 5 days   Ø volume 5 days (pcs.)	85.1021 CHF (0)
Ø price 30 days   Ø volume 30 days (pcs.)	85.3961 CHF (0)
Ø price 100 days   Ø volume 100 days (pcs.)	90.4279 CHF (0)
Ø price 250 days   Ø volume 250 days (pcs.)	- CHF (-)
YTD High   date	- CHF (-)
YTD Low   date	- CHF (-)
52 Weeks High   date	- CHF (-)
52 Weeks Low   date	- CHF (-)

### Recent Research

on underlying	on sector	on market	
Date		Headline	Download
2024/09/27		Global Equity Ratings	
2024/09/11		Global Equity Ratings	
2024/09/05		Global Equity Ratings	
2024/08/12		Global Equity Ratings	
2024/07/24		Global Equity Ratings	