

## ADIDAS AG FUTURE (ADSG) - EUX/202502

2024/06/05 18:48:37

Price  
**237.8487** EURDifference  -0.33% (-0.79)

## General attributes

Symbol	ADSGG25
Exchange	Eurex
Currency	EUR
Security type	Future
Underlying	ADIDAS AG
Maturity	02-2025
Contract size	100

## Market data

Bid (Bid size)	- EUR (-)
Ask (Ask size)	- EUR (-)
Open	237.8487 EUR
High	237.8487 EUR
Low	237.8487 EUR
Close (prev. day)	238.6352 EUR
Underlying	ADIDAS AG
Underlying price (date)	231.70 (24/06/05)
Settlement price (date)	237.85 (24/06/05)
Open Interest	0

## Performance and Risk

	6m	1Y	3Y
Perf (%)	-	-	-
Perf (abs.)	-	-	-
Beta	-	-	-
Volatility	-	-	-

## Futures and Options

Related Futures	-
Related Options	-












5Y

Information about previous performance does not guarantee future performance.  
Source: FactSet

## Price data

Ø price 5 days   Ø volume 5 days (pcs.)	238.2678 EUR (0)
Ø price 30 days   Ø volume 30 days (pcs.)	233.4584 EUR (0)
Ø price 100 days   Ø volume 100 days (pcs.)	- EUR (-)
Ø price 250 days   Ø volume 250 days (pcs.)	- EUR (-)
YTD High   date	- EUR (-)
YTD Low   date	- EUR (-)
52 Weeks High   date	- EUR (-)
52 Weeks Low   date	- EUR (-)

## Recent Research

on underlying	on sector	on market	
Date		Headline	Download
2024/05/29		Global Equity Ratings	
2024/04/26		Global Equity Ratings	
2024/04/03		Global Equity Ratings	
2024/03/13		Global Equity Ratings	
2024/02/22		Global Equity Ratings	