

FERRARI N.V. FUTURE (RACF) - EUX/202502

2024/07/05 19:03:16

Price
397.6383 EUR

Difference  -1.38% (-5.58)

General attributes

Symbol	RACFG25
Exchange	Eurex
Currency	EUR
Security type	Future
Underlying	FERRARI N.V.
Maturity	02-2025
Contract size	1,000

Market data

Bid (Bid size)	- EUR (-)
Ask (Ask size)	- EUR (-)
Open	397.6383 EUR
High	397.6383 EUR
Low	397.6383 EUR
Close (prev. day)	403.214 EUR
Underlying	FERRARI N.V.
Underlying price (date)	387.90 (24/07/05)
Settlement price (date)	397.64 (24/07/05)
Open Interest	0

Performance and Risk

	6m	1Y	3Y
Perf (%)	-	-	-
Perf (abs.)	-	-	-
Beta	-	-	-
Volatility	-	-	-

Futures and Options

Related Futures	-
Related Options	-











5Y

Information about previous performance does not guarantee future performance.
Source: FactSet

Price data

Ø price 5 days Ø volume 5 days (pcs.)	396.4456 EUR (0)
Ø price 30 days Ø volume 30 days (pcs.)	395.0020 EUR (0)
Ø price 100 days Ø volume 100 days (pcs.)	397.1258 EUR (0)
Ø price 250 days Ø volume 250 days (pcs.)	- EUR (-)
YTD High date	- EUR (-)
YTD Low date	- EUR (-)
52 Weeks High date	- EUR (-)
52 Weeks Low date	- EUR (-)

Recent Research

on sector		on market	
Date		Headline	Download
2024/06/24		Pilulka Lékárny	
2024/06/21		Global Equity Ratings	
2024/06/14		Global Equity Ratings	
2024/05/29		Global Equity Ratings	
2024/04/26		Global Equity Ratings	