

USD/ZAR FUTURE (ZAR) - CMG/202502

2024/07/16 21:13:18

Price
18.3402 ZARDifference  -1.01% (-0.19)

General attributes

Symbol	ZARG25
Exchange	Chicago Mercantile Exchange - Globex
Currency	ZAR
Security type	Future
Underlying	US DOLLAR / SOUTH AFRICAN RAND (USD/ZAR)
Maturity	02-2025
Contract size	100,000

Market data

Bid (Bid size)	- ZAR (-)
Ask (Ask size)	- ZAR (-)
Open	18.3402 ZAR
High	18.3402 ZAR
Low	18.3402 ZAR
Close (prev. day)	18.5271 ZAR
Underlying	US DOLLAR / SOUTH AFRICAN RAND (USD/ZAR)
Underlying price (date)	18.061 (24/07/16)
Settlement price (date)	18.34 (24/07/16)
Open Interest	-

Performance and Risk

	6m	1Y	3Y
Perf (%)	-7.02%	-	-
Perf (abs.)	-1.38	-	-
Beta	-	-	-
Volatility	-	-	-

Futures and Options

Related Futures	-
Related Options	-

5Y











Information about previous performance does not guarantee future performance.
Source: FactSet

Price data

Ø price 5 days Ø volume 5 days (pcs.)	18.3660 ZAR (0)
Ø price 30 days Ø volume 30 days (pcs.)	18.6929 ZAR (0)
Ø price 100 days Ø volume 100 days (pcs.)	19.1036 ZAR (0)
Ø price 250 days Ø volume 250 days (pcs.)	- ZAR (-)
YTD High date	- ZAR (-)
YTD Low date	- ZAR (-)
52 Weeks High date	- ZAR (-)
52 Weeks Low date	- ZAR (-)

Recent Research

on market		
Date	Headline	Download
2024/07/16	 Ranní restart: bydlení v ČR, násilí a kabely	
2024/07/15	 Ranní restart: atentát, sjezd a polarizace	
2024/07/15	 Data mix in the week to come	
2024/07/12	 Ranní restart	
2024/07/11	 Měsíčník EU aktualit, červen 2024	