


# Swiss Franc (banknote rate)

2024/07/17	
<b>Bid</b>	<b>Ask</b>
<b>25.0700</b> CZK	<b>26.8900</b> CZK
1 CHF = 25.9830 CZK	
1 CZK = 0.03849 CHF	

<b>Difference</b>	 <b>-0.18%</b> <b>(-0.05)</b>
-------------------	---

<b>General attributes</b>	
<b>Exchange rate</b>	CS Banknote rate
<b>Exchange</b>	over the counter Czech Republic
<b>Security type</b>	Currency

<b>Market data</b>	
<b>Bid (Bid size)</b>	25.0700 CHF
<b>Ask (Ask size)</b>	26.8900 CHF
<b>Open</b>	25.9830 CHF
<b>High</b>	25.9830 CHF

<b>Performance and Risk</b>			
	<b>6m</b>	<b>1Y</b>	<b>3Y</b>
<b>Perf (%)</b>	-1.43%	+5.26%	+10.34%
<b>Perf (abs.)</b>	-0.38	+1.30	+2.44
<b>Beta</b>	-	-	-
<b>Volatility</b>	6.44	7.02	7.82










<b>Futures and Options</b>	
<b>Related Futures</b>	-
<b>Related Options</b>	-



Performance since inception. Performances under 12 month have only little informative value because of the short maturity. Information about previous performance does not guarantee future performance.  
 Source: Česká spořitelna, a. s.

<b>Price data</b>	
Ø price 5 days   Ø volume 5 days (pcs.)	26.0500 CHF (0)
Ø price 30 days   Ø volume 30 days (pcs.)	25.9852 CHF (0)
Ø price 100 days   Ø volume 100 days (pcs.)	25.6761 CHF (0)
Ø price 250 days   Ø volume 250 days (pcs.)	25.9605 CHF (0)
<b>YTD High   date</b>	26.8580 CHF (2024/02/19)
<b>YTD Low   date</b>	24.9020 CHF (2024/05/27)
<b>52 Weeks High   date</b>	26.8580 CHF (2024/02/19)
<b>52 Weeks Low   date</b>	24.5460 CHF (2023/07/17)

**Recent research**

<b>on market</b>		
<b>Date</b>	<b>Headline</b>	<b>Download</b>
2024/07/17	 Ranní restart	
2024/07/16	 Ranní restart: bydlení v ČR, násilí a kabely	
2024/07/15	 Ranní restart: atentát, sjezd a polarizace	
2024/07/15	 Data mix in the week to come	
2024/07/12	 Ranní restart	