


Hungarian Forint

2022/08/08

Bid **6.0100** CZK
 Ask **6.4400** CZK

100 HUF = 6.2260 CZK
 1 CZK = 16.06168 HUF

Difference  0.18%
 (0.01)

General attributes

Exchange rate CS Banknote rate
 Exchange over the counter Czech Republic
 Security type Currency

Market data

Bid (Bid size) 6.0100 HUF
 Ask (Ask size) 6.4400 HUF
 Open 6.2260 HUF
 High 6.2260 HUF

Performance and Risk

	6m	1Y	3Y
Perf (%)	-9.64%	-13.37%	-21.18%
Perf (abs.)	-0.66	-0.96	-1.67
Beta	-	-	-
Volatility	10.80	8.23	6.42

Futures and Options

Related Futures -
 Related Options -

since inception










Performance since inception. Performances under 12 month have only little informative value because of the short maturity. Information about previous performance does not guarantee future performance.

Source: Česká spořitelna, a. s.

Price data

Ø price 5 days Ø volume 5 days (pcs.)	6.1732 HUF (0)
Ø price 30 days Ø volume 30 days (pcs.)	6.1297 HUF (0)
Ø price 100 days Ø volume 100 days (pcs.)	6.3260 HUF (0)
Ø price 250 days Ø volume 250 days (pcs.)	6.6178 HUF (0)
YTD High date	6.9030 HUF (2022/02/14)
YTD Low date	5.9470 HUF (2022/07/14)
52 Weeks High date	7.3490 HUF (2021/08/31)
52 Weeks Low date	5.9470 HUF (2022/07/14)

Recent research

on market		
Date	Headline	Download
2022/08/08	 Ranní restart: ČNB - nejistota ohledně měnové poli...	
2022/08/08	 Inflation getting close to the peak	
2022/08/05	 EU News Monthly August 2022	
2022/08/05	 Mírný růst maloobchodních tržeb	
2022/08/05	 Ranní restart	