

# Japanese Yen (banknote rate)

2024/07/18	
<b>Bid</b>	<b>Ask</b>
<b>14.2700</b> CZK	<b>15.3100</b> CZK
100 JPY = 14.7920 CZK	1 CZK = 6.76041 JPY

<b>Difference</b>	 <b>0.80%</b> (0.12)
-------------------	--

<b>General attributes</b>	
<b>Exchange rate</b>	CS Banknote rate
<b>Exchange</b>	over the counter Czech Republic
<b>Security type</b>	Currency

<b>Market data</b>	
<b>Bid (Bid size)</b>	14.2700 JPY
<b>Ask (Ask size)</b>	15.3100 JPY
<b>Open</b>	14.7920 JPY
<b>High</b>	14.7920 JPY

<b>Performance and Risk</b>			
	<b>6m</b>	<b>1Y</b>	<b>3Y</b>
<b>Perf (%)</b>	-3.65%	-2.92%	-24.83%
<b>Perf (abs.)</b>	-0.56	-0.45	-4.89
<b>Beta</b>	-	-	-
<b>Volatility</b>	8.18	9.54	10.81










<b>Futures and Options</b>	
<b>Related Futures</b>	-
<b>Related Options</b>	-



Performance since inception. Performances under 12 month have only little informative value because of the short maturity. Information about previous performance does not guarantee future performance.  
Source: Česká spořitelna, a. s.

<b>Price data</b>	
<b>Ø price 5 days   Ø volume 5 days (pcs.)</b>	14.7273 JPY (0)
<b>Ø price 30 days   Ø volume 30 days (pcs.)</b>	14.5718 JPY (0)
<b>Ø price 100 days   Ø volume 100 days (pcs.)</b>	14.7760 JPY (0)
<b>Ø price 250 days   Ø volume 250 days (pcs.)</b>	15.2070 JPY (0)
<b>YTD High   date</b>	15.8780 JPY (2024/01/03)
<b>YTD Low   date</b>	14.4270 JPY (2024/07/04)
<b>52 Weeks High   date</b>	15.8780 JPY (2024/01/03)
<b>52 Weeks Low   date</b>	14.4270 JPY (2024/07/04)

**Recent research**

<b>on market</b>			
<b>Date</b>	<b>Headline</b>	<b>Download</b>	
2024/07/18	 Western Balkan and the EU - who is ready?		
2024/07/18	 Ranní restart		
2024/07/17	 Ranní restart		
2024/07/16	 Ranní restart: bydlení v ČR, násilí a kabely		
2024/07/15	 Ranní restart: atentát, sjezd a polarizace	