


# Tunisian dinar (exchange rate)

2024/07/17	
<b>Bid</b>	<b>Ask</b>
<b>7.3130</b> CZK	<b>7.6880</b> CZK
1 TND = 7.5000 CZK	1 CZK = 0.13333 TND

<b>Difference</b>	 <b>-0.21%</b> <b>(-0.02)</b>
-------------------	---

<b>General attributes</b>	
<b>Exchange rate</b>	CS Exchange rate
<b>Exchange</b>	over the counter Czech Republic
<b>Security type</b>	Currency

<b>Market data</b>	
<b>Bid (Bid size)</b>	7.3130 TND
<b>Ask (Ask size)</b>	7.6880 TND
<b>Open</b>	7.5000 TND
<b>High</b>	7.5000 TND

<b>Performance and Risk</b>			
	<b>6m</b>	<b>1Y</b>	<b>3Y</b>
<b>Perf (%)</b>	+3.14%	+7.54%	-3.47%
<b>Perf (abs.)</b>	+0.23	+0.53	-0.27
<b>Beta</b>	-	-	-
<b>Volatility</b>	6.31	6.80	9.10










<b>Futures and Options</b>	
<b>Related Futures</b>	-
<b>Related Options</b>	-



Performance since inception. Performances under 12 month have only little informative value because of the short maturity. Information about previous performance does not guarantee future performance.  
Source: Česká spořitelna, a. s.

<b>Price data</b>	
<b>Ø price 5 days   Ø volume 5 days (pcs.)</b>	7.4937 TND (0)
<b>Ø price 30 days   Ø volume 30 days (pcs.)</b>	7.4243 TND (0)
<b>Ø price 100 days   Ø volume 100 days (pcs.)</b>	7.4100 TND (0)
<b>Ø price 250 days   Ø volume 250 days (pcs.)</b>	7.3759 TND (0)
<b>YTD High   date</b>	7.6740 TND (2024/04/15)
<b>YTD Low   date</b>	7.2220 TND (2024/01/09)
<b>52 Weeks High   date</b>	7.6740 TND (2024/04/15)
<b>52 Weeks Low   date</b>	6.9700 TND (2023/07/17)

## Recent research

<b>on market</b>		
<b>Date</b>	<b>Headline</b>	<b>Download</b>
2024/07/17	 Ranní restart	
2024/07/16	 Ranní restart: bydlení v ČR, násilí a kabely	
2024/07/15	 Ranní restart: atentát, sjezd a polarizace	
2024/07/15	 Data mix in the week to come	
2024/07/12	 Ranní restart	