


# Tunisian dinar (exchange rate)

2024/06/28	
<b>Bid</b>	<b>Ask</b>
<b>7.2100</b> CZK	<b>7.5800</b> CZK
1 TND = 7.3950 CZK 1 CZK = 0.13523 TND	

<b>Difference</b>	 <b>-0.23%</b> <b>(-0.02)</b>
-------------------	---

<b>General attributes</b>	
<b>Exchange rate</b>	CS Exchange rate
<b>Exchange</b>	over the counter Czech Republic
<b>Security type</b>	Currency

<b>Market data</b>	
<b>Bid (Bid size)</b>	7.2100 TND
<b>Ask (Ask size)</b>	7.5800 TND
<b>Open</b>	7.3950 TND
<b>High</b>	7.3950 TND

<b>Performance and Risk</b>			
	<b>6m</b>	<b>1Y</b>	<b>3Y</b>
<b>Perf (%)</b>	+1.93%	+6.04%	-3.72%
<b>Perf (abs.)</b>	+0.14	+0.42	-0.29
<b>Beta</b>	-	-	-
<b>Volatility</b>	6.01	6.83	9.07










<b>Futures and Options</b>	
<b>Related Futures</b>	-
<b>Related Options</b>	-



Performance since inception. Performances under 12 month have only little informative value because of the short maturity. Information about previous performance does not guarantee future performance.  
Source: Česká spořitelna, a. s.

<b>Price data</b>	
Ø price 5 days   Ø volume 5 days (pcs.)	7.3974 TND (0)
Ø price 30 days   Ø volume 30 days (pcs.)	7.3485 TND (0)
Ø price 100 days   Ø volume 100 days (pcs.)	7.4155 TND (0)
Ø price 250 days   Ø volume 250 days (pcs.)	7.3654 TND (0)
<b>YTD High   date</b>	7.6740 TND (2024/04/15)
<b>YTD Low   date</b>	7.2220 TND (2024/01/09)
<b>52 Weeks High   date</b>	7.6740 TND (2024/04/15)
<b>52 Weeks Low   date</b>	6.9700 TND (2023/07/17)

## Recent research

on market		
Date	Headline	Download
2024/06/28	 Ranní restart	
2024/06/27	 Mírné překvapení z ČNB	
2024/06/27	 Ranní restart	
2024/06/26	 Ranní restart	
2024/06/25	 High pressure economy: What have we learned?	