


Tunisian dinar (exchange rate)

2024/04/19	
Bid	Ask
7.3160 CZK	7.6910 CZK
1 TND = 7.5030 CZK 1 CZK = 0.13328 TND	

Difference	 -0.19% (-0.01)
-------------------	---

General attributes	
Exchange rate	CS Exchange rate
Exchange	over the counter Czech Republic
Security type	Currency

Market data	
Bid (Bid size)	7.3160 TND
Ask (Ask size)	7.6910 TND
Open	7.5030 TND
High	7.5030 TND

Performance and Risk			
	6m	1Y	3Y
Perf (%)	+1.85%	+10.08%	-4.14%
Perf (abs.)	+0.14	+0.69	-0.32
Beta	-	-	-
Volatility	6.17	7.23	8.99










Futures and Options	
Related Futures	-
Related Options	-



Performance since inception. Performances under 12 month have only little informative value because of the short maturity. Information about previous performance does not guarantee future performance.
Source: Česká spořitelna, a. s.

Price data	
Ø price 5 days Ø volume 5 days (pcs.)	7.5482 TND (0)
Ø price 30 days Ø volume 30 days (pcs.)	7.5152 TND (0)
Ø price 100 days Ø volume 100 days (pcs.)	7.4529 TND (0)
Ø price 250 days Ø volume 250 days (pcs.)	7.3294 TND (0)
YTD High date	7.6740 TND (2024/04/15)
YTD Low date	7.2220 TND (2024/01/09)
52 Weeks High date	7.6740 TND (2024/04/15)
52 Weeks Low date	6.8280 TND (2023/04/21)

Recent research

on market		
Date	Headline	Download
2024/04/19	 CZ Ranní restart	
2024/04/17	 Ranní restart	
2024/04/16	 CZ Ranní restart	
2024/04/15	 Croatia Special Report What's behind Croatia's e...	
2024/04/15	 Ranní restart: běžák, obezita, Londýn, soláry a tř...	