


Swiss Franc (exchange rate)

2024/07/26	
Bid	Ask
25.9460 CZK	27.2760 CZK
1 CHF = 26.6110 CZK 1 CZK = 0.03758 CHF	

Difference	 -0.02% (-0.01)
-------------------	---

General attributes	
Exchange rate	CS Exchange rate
Exchange	over the counter Czech Republic
Security type	Currency

Market data	
Bid (Bid size)	25.9460 CHF
Ask (Ask size)	27.2760 CHF
Open	26.6110 CHF
High	26.6110 CHF










Performance and Risk			
	6m	1Y	3Y
Perf (%)	+0.99%	+5.90%	+12.33%
Perf (abs.)	+0.26	+1.48	+2.92
Beta	-	-	-
Volatility	6.77	7.12	7.87

Futures and Options	
Related Futures	-
Related Options	-



Performance since inception. Performances under 12 month have only little informative value because of the short maturity. Information about previous performance does not guarantee future performance.
Source: Česká spořitelna, a. s.

Price data	
Ø price 5 days Ø volume 5 days (pcs.)	26.3330 CHF (0)
Ø price 30 days Ø volume 30 days (pcs.)	26.0659 CHF (0)
Ø price 100 days Ø volume 100 days (pcs.)	25.7113 CHF (0)
Ø price 250 days Ø volume 250 days (pcs.)	25.9918 CHF (0)
YTD High date	26.8580 CHF (2024/02/19)
YTD Low date	24.9020 CHF (2024/05/27)
52 Weeks High date	26.8580 CHF (2024/02/19)
52 Weeks Low date	24.8800 CHF (2023/08/03)

Recent research		
on market		
Date	Headline	Download
2024/07/25	 CEE Special Report Can we work more for longer?	
2024/07/25	 CZ Ranní restart	
2024/07/24	 CZ Ranní restart	
2024/07/23	 Ranní restart: Scholz, překvalifikovanost, mládí a...	
2024/07/22	 CEE Baltics Economic performance further diver...	