


Swiss Franc (exchange rate)

2024/07/17	
Bid	Ask
25.3330 CZK	26.6320 CZK
1 CHF = 25.9830 CZK 1 CZK = 0.03849 CHF	

Difference	 -0.18% (-0.05)
-------------------	---

General attributes	
Exchange rate	CS Exchange rate
Exchange	over the counter Czech Republic
Security type	Currency

Market data	
Bid (Bid size)	25.3330 CHF
Ask (Ask size)	26.6320 CHF
Open	25.9830 CHF
High	25.9830 CHF

Performance and Risk			
	6m	1Y	3Y
Perf (%)	-1.43%	+5.26%	+10.34%
Perf (abs.)	-0.38	+1.30	+2.44
Beta	-	-	-
Volatility	6.44	7.02	7.82










Futures and Options	
Related Futures	-
Related Options	-



Performance since inception. Performances under 12 month have only little informative value because of the short maturity. Information about previous performance does not guarantee future performance.
Source: Česká spořitelna, a. s.

Price data	
Ø price 5 days Ø volume 5 days (pcs.)	26.0500 CHF (0)
Ø price 30 days Ø volume 30 days (pcs.)	25.9852 CHF (0)
Ø price 100 days Ø volume 100 days (pcs.)	25.6761 CHF (0)
Ø price 250 days Ø volume 250 days (pcs.)	25.9605 CHF (0)
YTD High date	26.8580 CHF (2024/02/19)
YTD Low date	24.9020 CHF (2024/05/27)
52 Weeks High date	26.8580 CHF (2024/02/19)
52 Weeks Low date	24.5460 CHF (2023/07/17)

Recent research

on market		
Date	Headline	Download
2024/07/17	 Ranní restart	
2024/07/16	 Ranní restart: bydlení v ČR, násilí a kabely	
2024/07/15	 Ranní restart: atentát, sjezd a polarizace	
2024/07/15	 Data mix in the week to come	
2024/07/12	 Ranní restart	