


Norwegian Krone (exchange rate)

2024/07/17	
Bid	Ask
2.0980 CZK	2.2060 CZK
1 NOK = 2.1520 CZK	1 CZK = 0.46468 NOK

Difference	 -0.37% (-0.01)
-------------------	---

General attributes	
Exchange rate	CS Exchange rate
Exchange	over the counter Czech Republic
Security type	Currency

Market data	
Bid (Bid size)	2.0980 NOK
Ask (Ask size)	2.2060 NOK
Open	2.1520 NOK
High	2.1520 NOK

Performance and Risk			
	6m	1Y	3Y
Perf (%)	-1.10%	+1.74%	-12.20%
Perf (abs.)	-0.02	+0.04	-0.30
Beta	-	-	-
Volatility	6.68	8.48	9.17










Futures and Options	
Related Futures	-
Related Options	-



Performance since inception. Performances under 12 month have only little informative value because of the short maturity. Information about previous performance does not guarantee future performance.
Source: Česká spořitelna, a. s.

Price data	
Ø price 5 days Ø volume 5 days (pcs.)	2.1683 NOK (0)
Ø price 30 days Ø volume 30 days (pcs.)	2.1890 NOK (0)
Ø price 100 days Ø volume 100 days (pcs.)	2.1613 NOK (0)
Ø price 250 days Ø volume 250 days (pcs.)	2.1632 NOK (0)
YTD High date	2.2560 NOK (2024/02/20)
YTD Low date	2.1100 NOK (2024/05/03)
52 Weeks High date	2.2560 NOK (2024/02/20)
52 Weeks Low date	2.0540 NOK (2023/11/06)

Recent research

on market		
Date	Headline	Download
2024/07/17	 Ranní restart	
2024/07/16	 Ranní restart: bydlení v ČR, násilí a kabely	
2024/07/15	 Ranní restart: atentát, sjezd a polarizace	
2024/07/15	 Data mix in the week to come	
2024/07/12	 Ranní restart	