


# Norwegian Krone (exchange rate)

2024/05/07	
<b>Bid</b>	<b>Ask</b>
<b>2.0900</b> CZK	<b>2.1980</b> CZK
1 NOK = 2.1440 CZK 1 CZK = 0.46642 NOK	

<b>Difference</b>	 <b>0.14%</b> (0.00)
-------------------	--

<b>General attributes</b>	
<b>Exchange rate</b>	CS Exchange rate
<b>Exchange</b>	over the counter Czech Republic
<b>Security type</b>	Currency

<b>Market data</b>	
<b>Bid (Bid size)</b>	2.0900 NOK
<b>Ask (Ask size)</b>	2.1980 NOK
<b>Open</b>	2.1440 NOK
<b>High</b>	2.1440 NOK

<b>Performance and Risk</b>			
	<b>6m</b>	<b>1Y</b>	<b>3Y</b>
<b>Perf (%)</b>	+3.88%	+8.17%	-16.18%
<b>Perf (abs.)</b>	+0.08	+0.16	-0.41
<b>Beta</b>	-	-	-
<b>Volatility</b>	8.23	9.19	9.07










<b>Futures and Options</b>	
<b>Related Futures</b>	-
<b>Related Options</b>	-



Performance since inception. Performances under 12 month have only little informative value because of the short maturity. Information about previous performance does not guarantee future performance.  
Source: Česká spořitelna, a. s.

<b>Price data</b>	
Ø price 5 days   Ø volume 5 days (pcs.)	2.1317 NOK (0)
Ø price 30 days   Ø volume 30 days (pcs.)	2.1551 NOK (0)
Ø price 100 days   Ø volume 100 days (pcs.)	2.1888 NOK (0)
Ø price 250 days   Ø volume 250 days (pcs.)	2.1492 NOK (0)
<b>YTD High   date</b>	2.2560 NOK (2024/02/20)
<b>YTD Low   date</b>	2.1100 NOK (2024/05/03)
<b>52 Weeks High   date</b>	2.2560 NOK (2024/02/20)
<b>52 Weeks Low   date</b>	1.9780 NOK (2023/05/31)

## Recent research

<b>on market</b>		
Date	Headline	Download
2024/05/07	 Inflace ve druhé polovině roku zesílí	
2024/05/07	 Vývoj v průmyslu by se měl zlepšit ve druhé polovi...	
2024/05/07	 Ranní restart: Politická polarizace a hořčik se od...	
2024/05/06	 20 let ČR v EU: Růst životní úrovně i nevyužitý po...	
2024/05/06	 Ranní restart: Čína a mobilizace zdrojů, citlivá Č...	